

LIE-NIELSEN TOOLWORKS®

Heirloom Quality Tools®

2016

MADE IN MAINE, USA, SINCE 1981

Lie-Nielsen TOOLWORKS[®]

INC.

Heirloom Quality Tools[®]

DEAR WOODWORKER,

Welcome to Lie-Nielsen Toolworks!

We are excited to be celebrating 35 years since I poured my first castings in a farmhouse here in Midcoast Maine.

Since our modest beginnings we have expanded to offer a line of Hand Planes, Saws, Chisels, Benches, and other tools from Iron, Steel, Bronze, Brass, Cherry, Maple and Hornbeam sourced in the US, primarily New England. We also represent other small, high quality firms like Auriou, Wetterlings and Glen-Drake for those quality tools that we do not make.


This past year we released our Lie-Nielsen Honing Guide (pg. 65), a Stainless Steel jig that allows for easy sharpening of any of our blades, including Skewed and Mortise varieties. This guide represents our continued dedication to improving on traditional woodworking tools with modern machining and superior craftsmanship.

If you're ever in the area, we welcome you to visit our showroom and shop here in Warren, Maine. We offer shop tours on request and are happy to help you with any woodworking questions you might have. We invite woodworkers located elsewhere in the country to visit our traveling showroom at any of our Hand Tool Events, and our Authorized Dealers around the World offer the same experience to our international customers.

Call our office any time if you have questions about our tools or their uses—our staff will be happy to help. You can also sign up for our newsletter and notifications about events and new tool offerings at www.lie-nielsen.com.

Thirty-five years after that first Lie-Nielsen tool, our highest priority continues to be providing the finest quality, American-made hand tools for our customers. I want to extend a warm thank you for your support, and for making Lie-Nielsen Toolworks a leading maker of heirloom quality tools.

Sincerely,



Thomas Lie-Nielsen
2016

CONTENTS

GETTING STARTED	4
BENCH PLANES	7
STANDARD BENCH PLANES	8
LOW ANGLE BENCH PLANES	13
BLOCK PLANES	17
SCRAPING PLANES	22
JOINERY PLANES	24
SPECIAL PURPOSE PLANES	32
SAWS	35
CHISELS	40
FLOATS	44
INLAY TOOLS	46
TOOLS FOR CURVED WORK	48
AURIOU RASPS & CARVING TOOLS	50
WETTERLINGS AXES	52
ACCESSORY TOOLS	54
MEASURING & MARKING TOOLS	57
WORKBENCHES & VISE HARDWARE	59
SHARPENING & TOOL CARE	64
INSTRUCTIONAL VIDEOS	68
GIFTS & FUN STUFF	73
ABOUT OUR TOOLS	74
ORDERING INFORMATION	77

GETTING STARTED



CORE TOOLS

Unless you are already a seasoned hand tool woodworker, the vast array of hand tool choices in today's market may seem overwhelming. Here are some tips for choosing core tools for furniture building.

PLANES:

Everyone needs a Block Plane, and our No. 60½ Adjustable Mouth Block Plane is the most versatile design. If you start with rough wood, the next tool you need is a Jack Plane—our No. 62 Low Angle Jack is our favorite. Next (or if you start with pre-surfaced wood), comes a flattening tool, which would be a Jointer Plane, usually a No. 7 or 8. For finishing surfaces you will need a Smoother—a No. 4 or 4½ is a good place to start. Then, consider a shoulder plane for trimming joints—the No. 073 Large Shoulder plane will handle large and small jobs—and other Joinery Planes, like the Router Planes, depending on your work.

CHISELS:

Start with a couple of sizes and go from there. Our chisels only need a light honing to get started.

SAWS:

For joinery, start with a Dovetail Saw. Next, you will need a crosscut saw—the Carcass Saw—and later a Tenon Saw. Especially when sawing, remember: let the tool do the work.

WORKBENCHES:

Often overlooked, a good bench is essential for hand tool work. A well designed bench holds your boards so you can easily work the faces, edges and ends of your pieces. Our benches and vise hardware are designed to be rugged and effective at holding the work for a variety of operations.



SHARPENING & CUTTING ANGLES FOR PLANES

To get the most out of your hand tools, it is important to learn to sharpen well. Two waterstones (coarse and fine, 1000 & 8000 grit, for example), a honing guide, and a way to keep your stones flat will get you going. Visit our YouTube channel for a simple, effective method that gets great results (see page 65 for a link).

The cutting angle is the angle the blade presents to the wood. On bevel up blades, the cutting angle is the blade's bevel angle (usually 25°) plus the bedding angle (usually 12°). On bevel down blades (standard bench planes), the cutting angle is the angle the blade is set in the tool. Traditionally, bench planes have the blade set at 45°, but different cutting angles are better for different types of work—which is why we offer High Angle Frogs (see p. 12).

These angles are intended as a guide—the exact angle is not as important as finding what works and using a sharpening method that allows you to re-sharpen at the same angle each time.

- 35° to 40° – ideal for end grain.
- 40° to 50° – standard cutting angle for general work with relatively low cutting resistance.
- 50° to 60° – minimizes tearout on highly figured woods.
- 100° or more – for scraping jobs.

When you first receive a plane from us, spend five minutes honing the blade on your finest stone. Then, adjust the cap pressure: on a Bench Plane you want to be able to adjust the blade depth without unlocking the cap; on a Block Plane, the cap needs to be a bit tighter. Then, use the tool. Later on, adjust the chipbreaker and mouth opening as needed for your work. That's it!

LEARN MORE ABOUT HAND TOOL WOODWORKING



INSTRUCTIONAL VIDEOS

Many of our customers are new to hand tool woodworking or want to take their skills to the next level. Our expanding line of instructional DVDs and YouTube videos, produced in-house, explore a wide range of hand tool woodworking topics and feature many of today's master woodworkers (p. 68).



WEEKEND WORKSHOPS

We also offer a variety of Weekend Workshops each summer, held in our classroom in Maine and taught by expert woodworkers like Philip Lowe, Christian Becksvoort, Christopher Schwarz, Garrett Hack, Peter Follansbee, Roy Underhill, and Jeff Miller. Visit our website for more information.

HAND TOOL EVENTS®

Our local Hand Tool Events® give you the chance to try our full line of tools and learn techniques directly from our staff. Each year, we visit over 40 venues across North America and set up a full Lie-Nielsen shop for two days. We invite other hand toolmakers to join us and demonstrate their own tools at each Event, giving visitors exposure to many lesser-known fine tools on the market. There is no charge to attend. Our focus is to promote woodworking education, hands-on skill building, and a spirit of collaboration. Visit our website for the current schedule.



"I heard many others say the same thing about using your planes: Reading about them is one thing, and seeing them is impressive too. But actually using them, even for a moment, changes everything." – B. Baker

"They are a great, friendly group of folks who really spent time answering my questions and sharing some great insights on tool use and sharpening." – A. Brownell

"I'm a beginner who lost motivation but I came away re-energized to continue practicing thanks to the people I spoke with at the event this past weekend." – B. Black

BENCH PLANES

These solid tools will give excellent results in the most demanding conditions. Precisely made, fit and finished, all Lie-Nielsen planes are ready for use right out of the box with minimal honing required. All of our Bench Planes have Manganese Bronze caps and frogs, and Cherry knobs and handles, hand shaped and buffed to a silky smooth finish. The soles of our planes are machine ground flat and square to .0015" or better, regardless of length.

Blades are cryogenically treated A2 tool steel, double tempered to Rockwell 60-62. Blades are shipped with a flat ground 25° bevel. For longer edge life in abrasive or hard woods, increase the bevel angle up to 30° or 35°. This is quickly accomplished by honing a small secondary bevel.



(From left to right) Coarse, Medium, and Fine shavings

FORM FOLLOWS FUNCTION

The mid-sized planes are best for roughing work. These include the No. 5, 5½, 6, 10¼, 62, and 610.

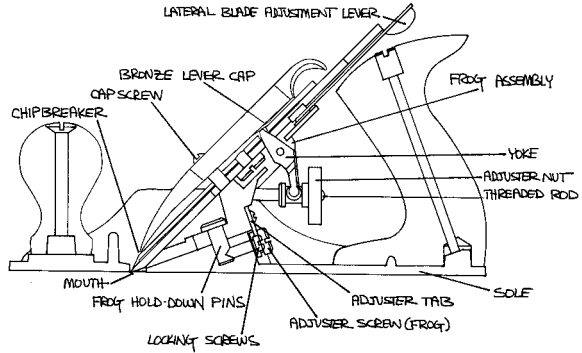
The longest planes are designed for flattening. These include the No. 7, 8, and 7½.


The shortest, widest planes are ideal for finishing. These include the No. 1, 2, 3, 4, 4½, and 164.

STANDARD BENCH PLANES

We make all sizes that Stanley once did, from the tiny No. 1 to the huge No. 8. Each has its own charm, but personal preference plays a large part in choosing the right plane for a particular job.

Our Standard Bench Planes (except for the No. 1) are based on the Stanley Bedrock design, last produced in 1943. In their golden years, the Bedrocks were the top of the line. They featured a fully machined mating fit between the frog and body, and the ability to adjust the mouth opening from the rear without removing the cap and handle. The Bailey style depth adjuster allows you to easily adjust the depth of cut on the fly with your fingertips.





LIE-NIELSEN CHIPBREAKER

In 1998, we redesigned the traditional chipbreaker (shown rear left). We made them thicker, with $\frac{1}{8}$ " High Carbon Tool Steel, and created a .015" lip ground at a 1° angle, which provides excellent contact between the leading edge of the chipbreaker and the blade. Both improvements have been widely imitated by other toolmakers.

No. 1 BENCH PLANE

Based on the famous Stanley No. 1, this miniature Bench Plane handles like a block plane and is wonderfully suitable for fine detail work and final touches.

$5\frac{1}{2}$ " long. Blade is $1\frac{3}{16}$ " wide x .110" thick.
Bronze body, 1.35 lbs.



No. 1 Bench Plane \$225.
Replacement Blade 35.

No. 2 BENCH PLANE

Based on the Stanley Bedrock design, this small smoother is useful where a light, compact, bench plane with a 45° pitch is more effective than a block plane.

$7\frac{1}{2}$ " long. Blade is $1\frac{5}{8}$ " wide x .125" thick.
Bronze body, $3\frac{3}{4}$ lbs.



No. 2 Bench Plane \$275.
Replacement Blade 35.

No. 3 BENCH PLANE

The lighter weight and smaller size of this otherwise fully-fledged Smoother make it a popular tool for young apprentices, small work, and situations in which single-handed operation is necessary. The short body makes this an effective smoother for touching up local trouble spots.

9" long. Blade is $1\frac{3}{4}$ " wide x .125" thick.
Bronze body, 4 lbs.



No. 3 Bench Plane \$325.
Replacement Blade 40.



No. 4 SMOOTH PLANE

This is the standard-size smoothing plane. After other planes have done the prep work, it will take the finest shavings from the most difficult woods to leave you with a finished surface. Available in both Bronze and Iron.

9½" long. Blade is 2" wide x .125" thick.
Bronze body, 4 ½ lbs. Iron body, 4 lbs.

Fine Woodworking's
"BEST OVERALL SMOOTHING PLANE"
– Tool Guide 2012 and 2013



<i>No. 4 Smooth Plane, Bronze</i>	\$350.
<i>No. 4 Smooth Plane, Iron</i>	300.
<i>Replacement Blade</i>	40.


No. 4½ SMOOTH PLANE

Solidly built, this is the ultimate smoothing plane. It is longer, wider, and heavier than the No. 4, and its extra thick blade eliminates the possibility of chatter.

10¾" long. Blade is 2¾" wide x .140" thick.
Iron body only, 5½ lbs.



<i>No. 4½ Smooth Plane</i>	\$325.
<i>Replacement Blade</i>	50.



(Above) Achieve ultimate flatness with a few passes of our No. 8 Jointer Plane (p. 12).

NO. 5 JACK PLANE



Jack Planes excel at a large variety of tasks, such as removing milling marks or the scallops of a scrub plane. The No. 5 is built for hard work and will quickly flatten surfaces for the finer set planes to follow. 14" long. Blade is 2" wide x .125" thick. Iron body only, 5½ lbs.

No. 5 Jack Plane \$325.
Replacement Blade 40.

NO. 5½ JACK PLANE



The heaviest of the Jack Planes, the No. 5½ is comfortable and superbly balanced. It is as wide as the No. 7 Jointer but only two-thirds the length. Ideal for truing wider boards. 14¾" long. Blade is 2¾" wide x .140" thick. Iron body only, 7 lbs.

No. 5½ Bench Plane \$375.
Replacement Blade 50.



NO. 6 FORE PLANE



Sized midway between a Jack and a Jointer, the No. 6 Fore Plane is designed to further true the surface after the Jack has sized it. Its length enables it to skim off high spots as it bridges low spots, delivering a leveled surface ready for the smoothing plane.

18" long. Blade is 2 $\frac{3}{8}$ " wide x .140" thick.

Iron body only, 7 $\frac{1}{2}$ lbs.

<i>No. 6 Fore Plane</i>	\$375.
<i>Replacement Blade</i>	50.

NO. 7 JOINTER PLANE



Our most popular jointer, excellent for truing and shooting accurate joints.

22" long. Blade is 2 $\frac{3}{8}$ " wide x .140" thick.

Iron body only, 8 $\frac{1}{4}$ lbs.

<i>No. 7 Jointer Plane</i>	\$425.
<i>Replacement Blade</i>	50.

"These planes are big time savers, I would have gone through 3 grits to get to this level. No dust mask, ear plugs, safety glasses, air cleaner, vacuum, or sander — a pleasure just to listen to the plane in motion!"
 — Fr. C., California

Order by phone 1-800-327-2520

No. 8 JOINTER PLANE



The longest and heaviest of the bench planes, the No. 8 will flatten and true like no other. It is capable of precise joints and perfect flatness of large areas. 24" long. Blade is $2\frac{3}{8}$ " wide x .170" thick. Iron body only, 10 lbs. Awesome.

No. 8 Jointer Plane \$475.
Replacement Blade 55.

HIGH ANGLE FROGS

Until now, all Stanley-type bench plane irons were bedded at 45 degrees, or Common Pitch. But the famous English Smoothers like Norris are usually bedded at 50° (York Pitch) or 55° (Middle pitch), because the higher angles make smoothing difficult wood easier.

Lie-Nielsen's unique High Angle Frogs quickly convert our No. 3 through 7 Bench Planes to York or Middle Pitch. May be ordered separately or installed in the tool (the 50° HAF for no additional charge, the 55° HAF for \$10. more).

York Pitch will handle most tear-out prone wood well. Middle Pitch is for the most difficult woods. Using one of these frogs will eliminate the need for scrapers, in most cases.

Will not fit other makes of planes.



High Angle Frogs for 1 $\frac{3}{4}$ ", 2" or 2 $\frac{3}{8}$ " wide blades (Bench Planes No. 3 - 7): 50° HAF \$75.
55° HAF 85.

BENCH RABBET PLANE




Also known as a Carriage Maker's or Jack Rabbet Plane, this is the largest rabbet plane made. Based on the Stanley 10 $\frac{1}{4}$, which went out of production in the mid-1940s, we modified the design to fit the Bedrock format. Adjustable side nickers make clean, cross-grain cuts. Both handle and knob can tilt left or right to give better access and control in tight corners.

12 $\frac{3}{4}$ " long. Blade is $2\frac{1}{8}$ " wide x .130" thick.
Iron body, 5 lbs.

No. 10 $\frac{1}{4}$ Bench Rabbet Plane \$375.
Replacement Blade 50.
Replacement Nicker 8.

LOW ANGLE BENCH PLANES



REDESIGNED CLASSICS MEET
HIGHER QUALITY STANDARDS
FOR THE MODERN
WOODWORKER.

THEN AND NOW:
(Left) The original Stanley
62 Low Angle Jack Plane
compared to our much
heftier Lie-Nielsen
version (right).

Low angle planes are versatile, uncomplicated tools that will do a great job on both end and long grain. Lighter than conventional Bench Planes, these planes have a thicker blade and no chipbreaker, making them easier to set up. Instead of a separate frog, the plane body and blade support are a single casting. Mouth opening is easy to adjust. Bronze caps.

The bevel-up blade makes the cutting angle easy to adjust. A powerful technique for enhancing the performance of low angle planes is simply to hone an angle higher than 25° on the blade (for example, a 33° angle makes an effective cutting angle of 45°; a 38° angle equals a 50° cutting angle). This is easily done by honing a small secondary bevel—no need to alter the entire bevel. Higher cutting angles will give excellent results in difficult or highly figured woods.

Because of their simplicity, these are great tools for beginners.

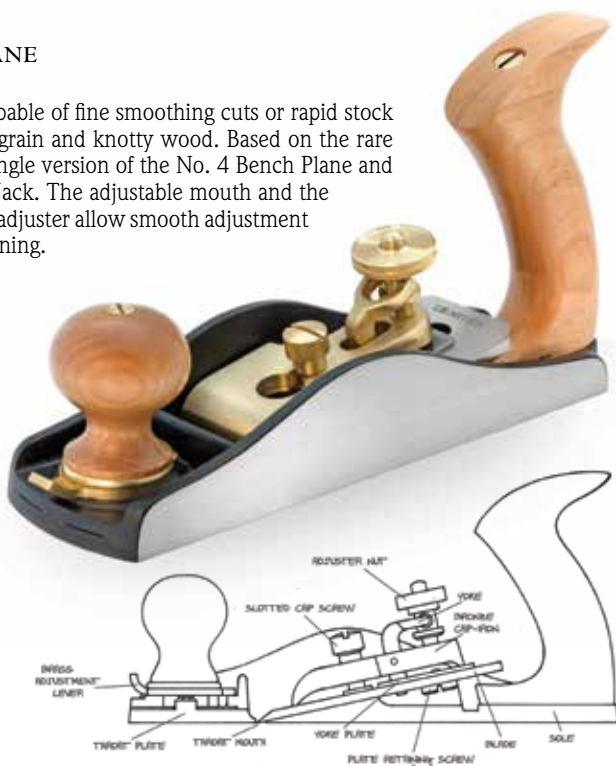
LOW ANGLE SMOOTH PLANE

This compact, low-angle plane is capable of fine smoothing cuts or rapid stock removal and copes easily with end grain and knotty wood. Based on the rare Stanley 164, it is essentially a low angle version of the No. 4 Bench Plane and a shorter version of the Low Angle Jack. The adjustable mouth and the unique, overhead, Bailey-type blade adjuster allow smooth adjustment of the cutting depth, even while planing.

9½" long.
Blade is 2" wide x .187" thick,
bedded at 12°.
Iron body, 3.75 lbs.

No. 164 Low Angle
Smooth Plane \$265.
Replacement Blade 40.
Toothed Blade 70.

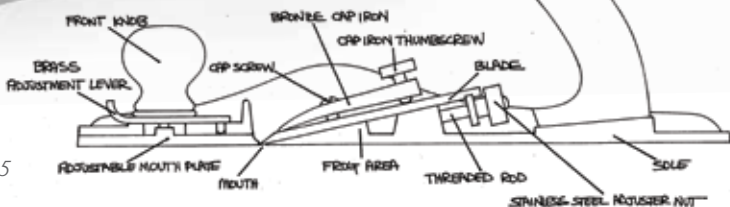
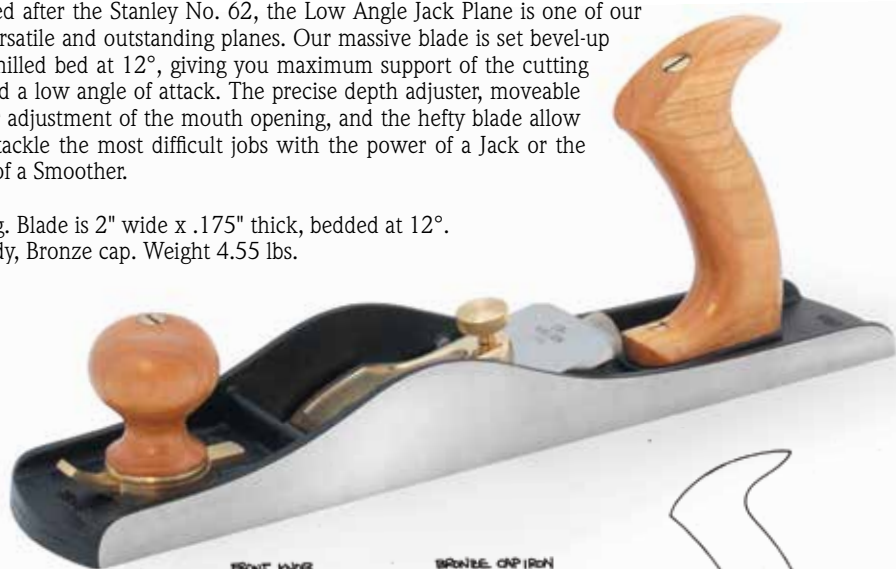
Fine Woodworking's
"READER'S CHOICE"
for Smoothing Planes
— Tool Guide 2012 and 2013



LOW ANGLE JACK PLANE

Patterned after the Stanley No. 62, the Low Angle Jack Plane is one of our most versatile and outstanding planes. Our massive blade is set bevel-up in the milled bed at 12°, giving you maximum support of the cutting edge and a low angle of attack. The precise depth adjuster, moveable shoe for adjustment of the mouth opening, and the hefty blade allow you to tackle the most difficult jobs with the power of a Jack or the finesse of a Smoother.

14" long. Blade is 2" wide x .175" thick, bedded at 12°. Iron body, Bronze cap. Weight 4.55 lbs.



"BEST OVERALL"
for Jack Planes
– Fine Woodworking 2015

The trick to getting the most out of this plane is to have multiple blades honed to different angles for a variety of tasks.

For example: 25° for end grain work, 33° for smoothing, 38° for tackling wavy grain with less tear out, a Toothed Blade for aggressive removal of material with less effort, and a 90° Scraper Blade.

<i>No. 62 Low Angle Jack Plane</i>	\$245.
<i>Replacement Blade</i>	40.
<i>Toothed Blade</i>	65.
<i>90° Scraper Blade</i>	45.
<i>Hot Dog Attachment</i>	60.



HOT DOG ATTACHMENT

Our optional 'Hot Dog' attaches to the side of the plane and makes shooting more comfortable. Powder-coated aluminum.



TOOTHED BLADES

We offer toothed blades for several of our planes. Toothed blades for Block and Bench Planes have small, chisel-like teeth that are .030" wide and spaced .030" apart. They are great for heavy stock removal in difficult grain before following with a blade honed for a high angle cut, between 33°-50°, especially effective in the Low Angle Jack.



SURFACING CURLY MAPLE WITH THE NO. 62 LOW ANGLE JACK PLANE:



First, use a toothed blade for heavy stock removal.



Second, use a 50° micro-beveled blade and medium mouth opening to remove tothing marks.



Last, a few passes with a finely-set blade and tight mouth yields a glass-smooth, ready to finish surface.

LOW ANGLE JACK RABBET PLANE

This plane is a Lie-Nielsen original. It is a combination of our Bench Rabbet Plane (but without the tilting knob and handle) and our Low Angle Jack Plane, giving you a full-width cutting blade in a convenient, low-angle format. Great for raising panels, making long rabbets, working into corners, and large-scale joinery.

12¾" long with a full-width, 2.085" wide x .187" thick A2 blade and cross-grain nickers. The blade is bedded at 12°. Iron body, Bronze cap. Weight is 3.65 lbs.



No. 610 Low Angle Jack Rabbet Plane \$245.
Replacement Blade 50.
Replacement Nicker 8.



LOW ANGLE JOINTER

A powerful tool for heavy stock removal, the No. 7½ Low Angle Jointer combines the length of a jointer with the simplicity and flexibility of a block plane. The low-angle and long base make it ideal for shooting joints and fittings as well as for trueing large surfaces.

It has the same dimensions as our No. 7 Jointer but with the blade mounted bevel up at 12°. The mouth opening is adjusted with two thumb screws.

22" long. Blade is 2.300" wide x .240" thick.
Iron body, Bronze cap. 7.35 lbs.

No. 7½ Low Angle Jointer \$350.
Replacement Blade 55.



BLOCK PLANES

Block planes are the workhorses of the shop.

Like our Low Angle Bench Planes, these planes all have the blade bevel up.

Low Angle Block planes have the blade bedded at 12°. We grind a 25° bevel on our block plane blades. This works well in low angle planes for end grain and general purpose work.

Higher cutting angles will give excellent results in difficult or highly figured woods. A powerful technique for enhancing the performance of low angle planes is simply to hone an angle higher than 25° on the blade. For example, a 33° bevel makes an effective cutting angle of 45° and a 38° bevel equals a 50° cutting angle. This is easily done by honing a small secondary bevel—no need to alter the entire bevel. Refer to the video link in our sharpening section (p. 65) for more information.



ADJUSTABLE MOUTH BLOCK PLANE

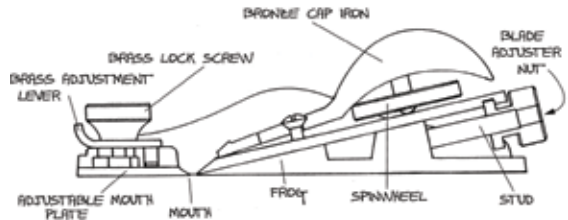
Based on the Stanley No. 60½, this versatile plane is useful for every sort of woodworking job and a pleasure to use.

The moveable shoe in front of the blade allows you to easily and precisely adjust the mouth opening: fine mouth for finishing work and thin shavings, or ample opening for rank cuts.

Ductile Iron body is surface ground flat and square to a tolerance of .001" or better. Large, comfortable Bronze cap is tensioned with a 1½" Brass spinwheel. Like our other block planes, the blade is adjusted with a captive nut for precise control with minimal backlash.

6¼" long. Blade is 1⅜" wide x ⅛" thick.

The blade is bedded at 12°. Weight 1.5 lbs.



*The No. 60½ rated
"BEST OVERALL BLOCK PLANE"
– Fine Woodworking Tool Guide
(2009, 2010, 2012, 2013, 2014)*

*"TOP TOOL"
– Wood Magazine, 2015*

No. 60½ Low Angle Adjustable Mouth Block Plane \$165.
Leather Holster 40.
Replacement Blade 35.
Toothed Blade 55.
90° Scraper Blade 40.




FLY ROD MAKER'S GROOVE

The Adjustable Mouth Block Plane is available with the optional Rod Maker's Groove for an additional \$35. This groove is ground 1" wide and .003" deep into the sole of the plane, making it the perfect companion tool to a rod maker's form.

Also available for the Small Scraping Plane (see page 23).





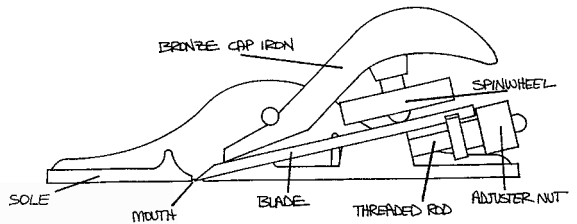
SMALL BLOCK PLANE

Based on the Stanley No. 102, this small plane fits perfectly in the hand, slips easily into the pocket, and is destined to become the most useful tool in your workshop.

The blade is $\frac{1}{8}$ " thick for chatter-free cuts and the unobtrusive Stainless Steel adjuster offers blade control of micrometer ease and precision with minimum backlash.

$5\frac{1}{4}$ " long. Blade is $1\frac{1}{4}$ " wide x $\frac{1}{8}$ " thick, bedded at 12° for fine cuts and end grain. Bronze body, 15.2 oz.

*The No. 102 Bronze rated
"BEST OVERALL BLOCK PLANE"
& "BEST VALUE BLOCK PLANE"
- Fine Woodworking Tool Guide
(2012, 2013, 2014)*



No. 102 Low Angle Block Plane	\$115.
Replacement Blade	30.
Toothed Blade	55.
Leather Holster	35.

MODEL MAKER'S & CONVEX SOLE BLOCK PLANES



These delightful, small tools fit snugly in the palm of your hand. They are miniature workhorses — ideal for all sorts of chamfering and trimming jobs.

Both planes have soles 1¼" wide x 3½" long. Overall length, including the squirrel-tail handle, is 4⅞". Blades are ⅞" wide x ⅛" thick A2 steel. Ductile Iron bodies, Bronze caps.

The No. 100 Model Maker's Block Plane (shown left) has the blade bedded at 12°. Weighs 8 oz.

<i>No. 100 Model Maker's Block Plane</i>	\$75.
<i>Replacement Blade</i>	23.
<i>Toothed Blade</i>	50.

The No. 100½ Convex Sole Block Plane (shown right) is perfect for all sorts of hollowing jobs like chair seats, moldings, or model making.

The sole has a convex radius of 3" in the width and 27" in the length. Blade is ground to a ⅞" radius and bedded at 20°. Weighs 8.8 oz.



<i>No. 100½ Convex Sole Block Plane</i>	\$95.
<i>Replacement Blade</i>	30.
<i>Toothed Blade</i>	55.



Above: The No. 101 Violin Maker's Block Plane next to a No. 4 Bench Plane

VIOLIN MAKER'S BLOCK PLANE

Our Violin Maker's Block Plane is perfect for detail-oriented jobs like instrument building or model making. Loosely based on the Stanley No. 101, it is the smallest of our hand planes to feature a captive nut blade adjuster for precisely controlled depth of cut. Body and cap are made from Manganese Bronze for extra weight, durability, and resistance to rust.

The body is 3⅞" long x 1⅜" wide x 1⅝" tall. Blade is ⅞" wide x ⅛" thick A2 steel, bedded at 18°. Weighs .50 lbs.

<i>No. 101 Violin Maker's Block Plane</i>	\$95.
<i>Replacement Blade</i>	30.
<i>Toothed Blade</i>	55.

RABBET BLOCK PLANE

Ideal for cutting small rabbets or trimming tenons to fit. Based on the Sargent No. 507, this low angle, fixed mouth, block plane has open sides with a blade that extends the full width of the body.

When set to cut, two circular A2 nickers protrude .010" on both sides for scoring cross-grain cuts. The low bedding angle of 12° also makes it an excellent choice for end grain.

6¼" long. Blade is 1¾" wide x ⅛" thick. Bronze cap, Iron body, 1.65 lbs.



"BEST VALUE BLOCK PLANE"
– Fine Woodworking
Tool Guide, 2014



No. 60½ Rabbet Block Plane with Nickers \$175.
Replacement Blade 40.
Replacement Nicker 8.

SKEW BLOCK PLANE

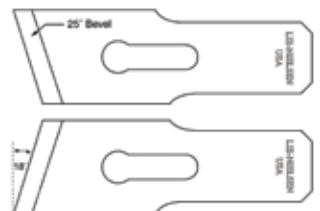
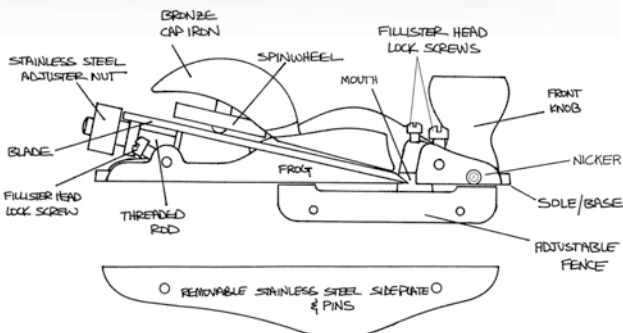
Based on the Stanley 140, this multi-talented tool is designed to deal with difficult woods using a combination of a low angle approach, shear cutting action from the skewed and tilted blade, and extra weight of the bronze body. A retractable nicker scores cross-grain fibers, and the removable side plate and adjustable fence allow quick conversion to rabbeting and cross-grain work, such as fielding raised panels.

The 1½" wide x ⅛" thick blade has an 18° skew and is bedded at 12° with a captive nut for positive and accurate adjusting. Body is 6⅞" long x 1⅞" wide. Bronze body, 2.15 lbs.

Because of the skew, there are times when the tool will be cutting against the grain in a rabbet. For this reason, we offer both right and left-hand versions.



Skew Block Plane
(Right or Left-hand) \$225.
Replacement Blade
(Right or Left-hand) 40.
Replacement Nicker 8.




SCRAPING PLANES

A planed finish is always preferable to a scraped finish, but scraping planes are used for finishing woods that do not yield well to the hand plane.

A scraping plane is more comfortable to use than a hand scraper, and the plane body helps you keep the scraped surface flat. They can be tricky to master, however, and we do not recommend using a burr—at least until you've learned how to use the tool. These tools will cut very well with the blade sharpened like a plane blade.

All of our Scraping Planes have thick blades, beveled at 45° for easy sharpening. The blades are soft enough to burnish, but hard enough to hold an edge well. Sharp, set properly, and used with smooth, light strokes, these tools will produce a final finished surface on the most difficult hardwoods.



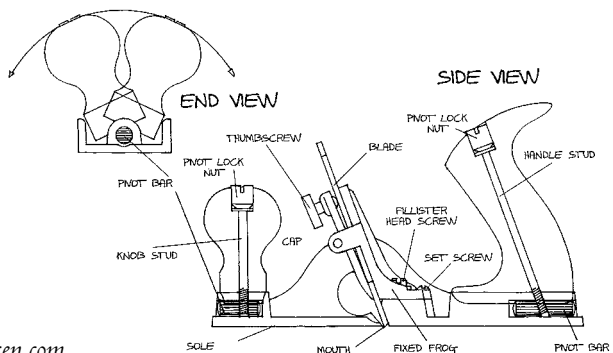
CABINET MAKER'S SCRAPER

This elegant Scraping Plane, comfortably sized between our large and small Scraping Planes, is based on the Stanley No. 85. The blade extends the full width of the base and allows you to work right into a corner, such as a fielded panel. The tilting knob and handle offer clearance for your knuckles when scraping inside a box or on a wide, deep rabbet.

This is the easiest scraping plane for a beginner to use, since the blade is bedded directly against the body and greatly reduces any tendency to chatter. Non-adjustable blade angle of 70°. Bronze frog and cap. 8 3/8" long x 2" wide. Blade is 2" wide x 1/8" thick. Iron body, 3 lbs.



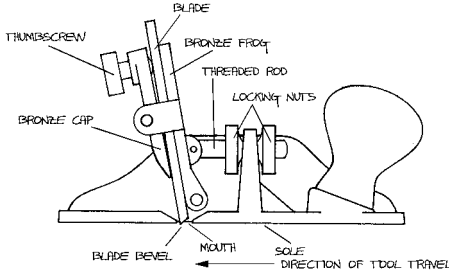
<i>No. 85 Cabinet Maker's Scraper</i>	\$215.
<i>Replacement Blade</i>	40.
<i>Toothed Blade (18 TPI or 25 TPI)</i>	55.



SMALL SCRAPING PLANE

This unusual plane is based on the scarce Stanley No. 212, which was discontinued in 1934. We are pleased to make it available for woodworkers once again.


The almost perpendicular blade makes it ideal for small scraping jobs, producing shavings like the finest lace and leaving smooth surfaces with crisp edges. The blade angle can be adjusted from 75° to 100°, enabling it to be set up just right for the particular wood being worked.



It is a favorite among fly rod makers for thickening bamboo fly rod sections. We offer an optional Fly Rod Maker's Groove, ground 1" wide x .003" deep into the sole of the plane, making it the perfect companion tool to a rod maker's form.

5½" long x 1¾" wide. Blade is 1⅜" wide x ⅛" thick. Bronze body, 1.60 lbs.

<i>No. 212 Small Scraping Plane</i>	\$175.
<i>with Fly Rod Groove</i>	add 35.
<i>Replacement Blade</i>	25.
<i>Toothed Blade (18 TPI or 25 TPI)</i>	45.



TOOTHED BLADES

Toothed Blades for Scraping Planes have V-shaped teeth for working exceptionally difficult grains or preparing surfaces prior to veneering without compromising flatness.

Available in coarse, with 18 teeth per inch (tpi), and fine, with 25 tpi.

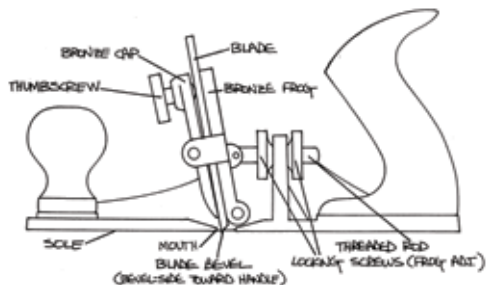


LARGE SCRAPING PLANE

An excellent tool for putting the final finish on large surfaces, especially when using woods that are difficult to finish with a Smoothing Plane. Our Large Scraping Plane is based on the Stanley No. 112, which was in production from 1885 to 1944. The blade angle can be adjusted from 75° to 100°. The sole is ground dead flat.

9½" long x 3¼" wide. Blade is 2⅞" wide x .140" thick. Iron body, 4 lbs.

<i>No. 112 Large Scraping Plane</i>	\$235.
<i>Replacement Blade</i>	40.
<i>Toothed Blade (18 TPI or 25 TPI)</i>	65.



JOINERY PLANES



The Tongue and Groove Plane cuts a groove with one side of the forked blade exposed. Swing the fence to expose both sides of the blade to cut the tongue.

TONGUE & GROOVE PLANES

Based on the Stanley No. 48 and 49, our Tongue and Groove Planes are more heavily built for sound performance with a very thick blade. Also, rather than having two separate blades, ours is a single forked blade that registers on the milled body casting to ensure squareness and equal depth of cut on both sides. Since this is a heavy stock removal tool, no fine depth adjuster is needed. The blade is $\frac{3}{16}$ " thick O1 steel. The fence is attached to the base with a center pivot screw and can be rotated and locked in tongue-cutting or groove-cutting positions.

The No. 48 centers on $\frac{3}{4}$ " stock, leaving a $\frac{1}{4}$ " wide tongue and .312" deep grooves. On narrower or wider boards, the tongue will be offset from center, but still hidden within the joint. 2.90 lbs.

The No. 49, a companion Tongue and Groove Plane, is made to center on $\frac{1}{2}$ " stock. It will cut a .166" wide tongue and .230" deep grooves. 2.35 lbs.



No. 48 or 49 Tongue & Groove Plane \$195.
No. 48 or 49 Replacement Blade 40.

BRONZE EDGE PLANES

Our first tool, this plane is an adaptation of the Stanley No. 95. It has an integral 90° fence, making its primary use squaring the edges of stock. With appropriate angle blocks, it can produce various angles or widen dadoes and rabbets to depth.



The fence, coupled with a low-angle blade skewed in the tool, makes these jobs simple and precise, working either with or across the grain or on plywoods. This plane also makes an effective small jointer when used with a straightedge clamped to the work.



The body is cast Manganese Bronze, a hard and durable alloy, that gives welcome heft to this small plane. Each tool is polished to a mirror finish. The lever adjustment moves the blade with almost zero backlash, making adjustment positive and exceptionally smooth. Available in a left and right-hand version, for occasions when you need to approach the wood grain from the opposite direction.

5 $\frac{3}{4}$ " long. Blades are 1.105" wide x $\frac{1}{8}$ " thick.
Cutting width is $\frac{7}{8}$ ".
1.30 lbs. each.

No. 95 Bronze Edge Plane (Right or Left) \$150.
Replacement Blade 30.

SHOULDER PLANES

These elegant shoulder planes are vital tools for trimming and improving cut joints, particularly shoulders, rabbets, tenons, and grooves.

Our all-metal Shoulder Planes are based on models made by Record, which were in turn based on Preston designs from the late 19th century. We brought these planes back into production with several design improvements.

The Bronze lever cap is higher for better grip and closer to the blade bevel for better support. The mouth geometry allows for better chip clearance, while the adjustable mouth and locking screws are large and convenient. The mouth adjustment screw is captured in the front shoe and threaded into the body so it adjusts the mouth both when turned in and turned out. The blade is much harder and thicker, and the captive-nut blade adjustment is very positive.

Bodies are cast from Ductile Iron, precisely ground flat and square—an essential feature for a shoulder plane. Blades are A2 Tool Steel, hardened to Rockwell 60-62, cryogenically treated and double tempered to hold a very fine edge for a long time. Blades are bedded at 18°, beveled at 25°, and .005" wider than the body to ensure crisp, 90° cuts.

*"These feel like faithful tools you've had most of your life as soon as you take them out of the box."
—Furniture & Cabinetmaking Magazine*

RABBET PLANES VS. SHOULDER PLANES

A Rabbet Plane, typically a tool with a full handle, is meant to be able to make heavy rabbet cuts with the grain. The blade is usually bevel down. A Shoulder Plane, with sides ground square to the sole, is used mostly on its side to trim the shoulder of a tenon across the grain. The blade is bevel up.

SIDE RABBET PLANE PAIR

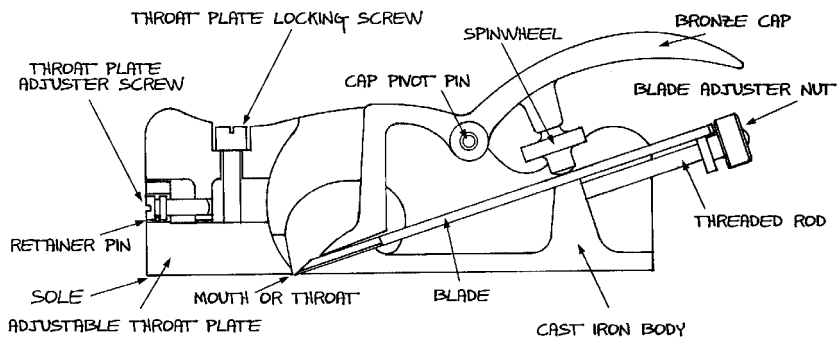
Based on the Stanley No. 98 and 99, our Side Rabbet Planes are the perfect answer to trimming and widening rabbets, dadoes, and all kinds of hard-to-reach recesses and corners. The low angle A2 blades, skewed at 30°, produce excellent cuts on both end and long grain. Adjustable depth stops control depth and help steady the tool to the work. The front shoe can be reversed to create a bullnose or removed completely to allow access into tight corners. Superbly crafted in Bronze with polished Cherry knobs. 4½" long x 2" high, will fit into a ⅜" groove at full depth. Width of cut is ½". Weight is .50 lbs. each.

Rather than combining two blades in one tool, we offer a matched pair, one left and one right, so you can choose the one best suited to grain direction and type of cut.



Side Rabbet Plane Pair \$225.
No. 98 or 99 Replacement Blade 35 ea.

(Shown left: the No. 073 Large Shoulder Plane trimming a shoulder on a cherry board)



SMALL SHOULDER PLANE

Great for detail work. With an adjustable mouth like its larger siblings, this tool is just right for trimming and fitting small tenons, dados and rabbets. Body is 5¾" long x ⅝" wide. Blade is ⅝" x .140" thick. Weight 1.35 lbs.

No. 041 Small Shoulder Plane \$165.
Replacement Blade 35.



MEDIUM SHOULDER PLANE

About half the width and weight of the Large Shoulder Plane, the medium size is excellent for furniture joinery work. Body is 7¾" long x ¾" wide. Blade is ¾" x .140" thick. Weight 2.35 lbs.

No. 042 Medium Shoulder Plane \$195.
Replacement Blade 35.



LARGE SHOULDER PLANE

A versatile, general purpose Shoulder Plane with nice heft. This is the best size to start with. Body is 8¼" long x 1¼" wide. Blade is 1¼" wide x .140" thick. Weight 4 lbs.

No. 073 Large Shoulder Plane \$250.
Replacement Blade 40.



"5-Star rating for the 073—superb for trimming deep shoulders and wide tenon cheeks."
— Good Woodworking Magazine

BRONZE SHOULDER PLANE

Modeled after a traditional wood-filled English Shoulder Plane, this tool is built with a fine set mouth for delicate work and very thin shavings. Useful as a trimming tool, to fit shoulders, rabbets, and dados. Made to take a maximum shaving of .005".

Blade is ½" wide x 1⅛" thick, bedded bevel-up at 15°, secured with a Cocobolo wedge. Body is 5½" long x ½" wide. Bronze body with Cocobolo in-fill, .50 lbs.

No. ½ Bronze Shoulder Plane \$199.
Replacement Blade 35.





ROUTER PLANES

Router Planes are essential for any work that requires precise depth cuts, such as mortises, tenons, hinge gains, inlay, door locks, and the like.

Our Router Planes are loosely based on Stanley models, which were derived from the traditional, wood-bodied routers often referred to as the old woman's tooth.

We make both open and closed throat versions of our small and large Router Planes. The open throat design offers more visibility in front of the tool, which is especially useful for inlay work. The closed throat design gives more support in front of the blade, making it ideal for working on the edges of boards or cleaning out the end of a stopped groove in a rail or stile.

Our Router Planes have square blades, held solidly in square broached holes. This prevents the blade from slipping or twisting when removing large shavings or during diagonal use. The blade can also be mounted to face the back of the plane to work closer into corners.

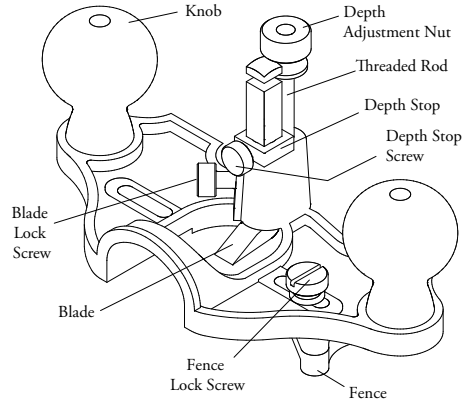
Ductile Iron bodies, Brass fittings, O1 blades. Blades will not fit original Stanleys.



LARGE ROUTER PLANES

Our Large Router Planes are loosely based on the Stanley No. 71 and feature an improved Brass depth stop and Stainless Steel blade adjuster for precise control of cutting depth. The included fence can be mounted on either side of the blade and flipped around for straight or curved cuts.

8¼" long x 3½" wide x 3¾" tall. O1 blade with a ⅜" square tip. Cherry knobs. Iron body, 1.65 lbs. Patent pending.



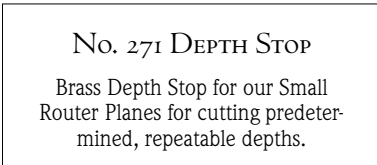
Optional Blade Adapter for using small inlay blades in the Large Router Plane.

No. 71 Large Router Plane (Open or Closed Throat) \$140.
Replacement Blade 35.
Blade Adapter 40.

SMALL ROUTER PLANES

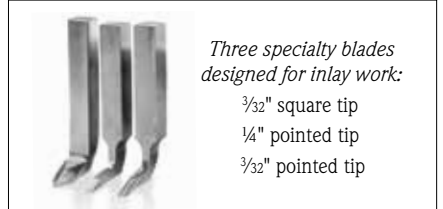
Loosely based on the Stanley No. 271, these small Router Planes are perfect for shallow mortise and small relief work. The compact design makes it easy to guide along narrow edges and fit into tight spaces.

4" long x 2" wide. O1 blade with ¼" wide square tip. Iron body, .55 lbs.



No. 271 DEPTH STOP

Brass Depth Stop for our Small Router Planes for cutting predetermined, repeatable depths.



Three specialty blades designed for inlay work:
 ⅜" square tip
 ¼" pointed tip
 ⅜" pointed tip

No. 271 Small Router Plane (Open or Closed Throat) \$80.
¼" Square Tip Replacement Blade 25.
Inlay Blades (⅜" square, ¼" and ⅜" Pointed) 35 ea.
No. 271 Depth Stop 20.



No. 51 SHOOT BOARD PLANE

The Lie-Nielsen Shoot Board Plane is based on the Stanley No. 51, which was made between 1909 and 1943 as a single purpose plane for trimming miters and other end grain cuts on a shooting board.

The blade is skewed at 20° to the sole, making it exceptionally effective at slicing through tough end grain and leaving a nice, finished surface.

Our version is heavier than the original at just over 9 pounds. We also redesigned the body casting to utilize our standard Bench Plane blade and frog with the Bedrock adjustment. A2 blade is 2 3/8" wide x .140" thick, ground sharp with a 25° bevel.

15" long x 3 9/16" wide, shoulder height of 2 1/8".
Iron body, Bronze cap, Cherry handle.

<i>No. 51 Shoot Board Plane (Right-handed)</i>	\$500.
<i>No. 51 Shoot Board Plane (Left-handed)</i>	500.
<i>Replacement Blade</i>	50.



No. 51 SHOOT BOARD PLANE, LEFT

We offer the No. 51 for left-handed folks as well.



SHOOTING BOARD

The original Stanley 51 was sold with a companion metal shooting board. Our version will fit the original Stanley 52 Chute Board, but can be used with any type of shooting board. Plans for simple shop-made shooting boards are included with the tool and also available on our website.

"I've used many different planes for shooting, but none of them can compete with Lie-Nielsen's No. 51."

– Matt Kenney, Fine Woodworking

No. 51 vs. No. 9 Miter Plane

Before we started making this plane, the No. 9 Miter Plane was our tool of choice for shooting.

We believe the No. 51 is a vastly superior tool for this purpose and no longer offer the No. 9 Miter Plane in our regular line-up, though we still make it for special order.

"The Lie-Nielsen 51 outclasses every other tool I've used on a shooting board."

*– Christopher Schwarz,
Lost Art Press*

SPECIAL PURPOSE PLANES



SCRUB PLANE

A scrub plane is designed to quickly remove large quantities of wood. Based on the Stanley 40½, the open throat and curved blade allow you to take deep cuts with ease. Our Scrub Plane can quickly thickness rough sawn boards or cut stock to width before following with a Jack or Smoothing Plane.

It's a great tool for shaping irregular objects, backing out molding to fit irregular walls, or producing a scalloped surface that can be left as is for an interesting textured feature to your work.

10¼" long. Blade is 1.450" wide x ¾" thick with a 3" radius.
Iron body, 2.40 lbs.



No. 40½ Scrub Plane \$165.
Replacement Blade 35.

BUTT MORTISE PLANE

Our Butt Mortise Plane will help you cut neat, precise mortises for hinges, lock fronts, and strike plates in a fraction of the time it takes to set up an electric router and template.

Based on an original 1948 design by W. A. Dohmeyer, this tool does a job no other plane can do. The elongated slot in front of the blade provides a clear view of the work. It is easy to use to make precise mortises with sharply square corners to an accurate, uniform depth. Useful for mortising dutchmen to repair flaws in jambs, furniture, and doors.

9 $\frac{5}{8}$ " long x 1 $\frac{1}{2}$ " wide. Blade is .875" wide by .115" thick. Iron body, 1.70 lbs.



No. 40B Butt Mortise Plane \$110.
Replacement Blade 25.



CHISEL PLANE

A Chisel Plane can accomplish tasks impossible for normal planes. Because it lacks support in front of the blade, a Chisel Plane does not function like a typical plane but rather more like a paring chisel with very precise depth control. It makes a wonderful clean up tool, excellent at removing dry glue, flush-trimming plugs or joints, smoothing rabbets, and reaching into right-angle corners.

Our Small Chisel Plane is a very handy half-sized version of the original Stanley No. 97. Bronze body and cap, Cherry knob, Stainless Steel blade adjuster with hefty $\frac{3}{16}$ " blade.

6 $\frac{1}{2}$ " long x 1 $\frac{3}{4}$ " wide. Blade is 1 $\frac{3}{4}$ " wide x $\frac{3}{16}$ " thick. Weight is 2.35 lbs.



No. 97 $\frac{1}{2}$ Small Chisel Plane \$140.
Replacement Blade 40.





BRONZE BEADING TOOL

This Bronze Beading Tool can quickly produce a wide range of decorative profiles without the fuss and fiddle of setting up an electric router.

Derived from an early, generously proportioned Stanley No. 66, it has a polished cast Bronze body and Brass blade clamp. Two fences are included, one for curved work and one for straight work, and can be adjusted along the slot across the bottom of the tool.

The Beading Tool comes with a double-ended $\frac{1}{8}$ " and $\frac{1}{4}$ " router blade and seven double-ended blades with a total of 14 different profiles for beading, reeding, and fluting. Also included is an additional double-ended blank blade that can be worked with files to make your own shapes, which makes quick work of reproducing small pieces of molding for repair or restoration.

Blades are $\frac{5}{8}$ " wide x .060" thick and made from hardened A2 Tool Steel. Will also fit the antique Stanley No. 66.



(Left) Beading blade profiles, shown actual size.

SAWS

Our Saws are exceptionally accurate and perfectly set for the jobs for which they are designed.

Saw blades are made from polished Swedish Steel and tempered to Rockwell 52 for durability and ease of sharpening. We take care to make sure our saw blades are properly sharpened and accurately set. Saw teeth have a minimum set that prevents binding while ensuring straight cuts.

Solid, precision-milled Brass backs stiffen the blade and add weight for well-balanced, smooth cutting. We carefully hand shape and finish each Curly Maple handle for a comfortable, silky-smooth grip.

Each Lie-Nielsen Saw is precision hand-filed, set, and test cut in hardwood before it leaves our shop.



UNDERSTANDING HAND SAW DESIGN

BLADE THICKNESS

Dovetail Saw plates are .015" or .020" thick; Tenon Saw plates are .020" or .032" thick. Thinner saw plates remove less wood, so they cut faster. They are a little more delicate.

TOOTH SET

Saw teeth are set a certain amount on either side of the blade to prevent binding. Too much set makes it harder to saw accurately to a line. Our saw teeth are set on each side at .003" for Dovetail Saws, .004" for Tenon Saws, and .005" for Panel Saws, which is just enough for dry hardwoods.

POINTS PER INCH

The number of tooth points per inch (ppi) along the saw blade determines the aggressiveness and finish of the cut and typically ranges from 7ppi, for coarse cuts, to 16ppi, for very fine cuts.

TOOTH PROFILE

Saw teeth are filed for specific types of cuts: crosscut profile for cutting across the grain, rip profile for cutting with the grain. It follows that our Dovetail and Tenon Saws are filed Rip and our Carcass Saws are filed Crosscut.



DOVETAIL SAWS

Based on a traditional Sheffield design from the 1830s, these saws strike an ideal balance between surface finish and cutting speed.

Since dovetailing is a ripping operation, with the kerf cutting with the grain, our Dovetail Saws are filed to a rip profile. Solid milled Brass back, finest quality Swedish Steel blade, curly Maple handle, and traditional Brass split nut saw bolts.



DOVETAIL SAW

Overall length and height, including the handle, is 15" x 4¼". Blade is 10" long x 1⅝" deep. Teeth are set at .003" per side. 15 ppi rip, .020" saw plate, .026" kerf.

TAPERED DOVETAIL SAW *(shown above)*

Our Tapered Dovetail Saw is the same in all respects as our Thin Plate Dovetail Saw but with a ¼" taper along the length of the blade. The cutting depth is 1⅜" at the toe and 1⅝" at the heel.

The saw plate is .015" thick. Teeth are filed rip, 15 ppi, set at .003" per side. Overall length, including handle, is 15", with a blade length of 10". Overall height is 4¼".

Dovetail Saw (Straight or Tapered) \$125.
Leather Case 30.

ABOUT TAPERED SAWS

We've redesigned our three Back Saws with a slight tapering of the blade from toe to heel to give you better control over precise cuts—when holding the saw back parallel to the bench, and finishing the cut, the saw teeth will be slightly above your gauge line on the offside. Then you can saw accurately to the line. Our Tapered Back Saws are also made with thinner saw plates. The result is a fast-cutting, precise saw.



CARCASS SAWS

The Carcass Saw is used for precise cuts across the grain, like cutting tenon shoulders and defining the edges of a dado. An ideal complement to the Dovetail Saw.



*Tapered Carcass Saw rated
"BEST OVERALL CROSSCUT SAW"
— Fine Woodworking Tool Guide, 2015*

CARCASS SAW

14 ppi, filed crosscut, for cutting quickly, yet accurately and smoothly. Blade is .020" thick, with a .003" set. Overall length, including handle, is 19", with an overall height of 4⁷/₈". Usable blade dimensions are 14" long by 2¹/₄" deep.

TAPERED CARCASS SAW *(shown above)*

Our Tapered Crosscut Saw is patterned after our Carcass Saw but with a longer blade of 14" and thinner plate of .015". It tapers 1/4" along the length of the blade, with a cutting depth of 2" at the toe and 2¹/₄" at the heel.

This combination of features yields a well-balanced saw that cuts extremely fast and precisely, with excellent surface finish. Teeth are filed crosscut, 14 ppi, set at .003" per side. Overall length, including handle, is 19". Overall height is 5".

Carcass Saw (Straight or Tapered) \$140.
Leather Case 55.

MITER BOX SAWS

(Available for special order)

Our Miter Box Saws are made to fit the old classic Miller's Falls or Langdon miter boxes. Two sizes available:

The small version has cutting dimensions of 18" long by 2¹/₂" deep, saw plate is .020" thick. The large version has cutting dimensions of 28" long by 4" deep, saw plate is .032" thick. Both sizes are filed crosscut with 14 ppi and a .004" set. Curly Maple handles, solid Brass fittings.

Small Miter Box Saw \$225.
Large Miter Box Saw 275.



Order by phone 1-800-327-2520

TENON SAWS

A Tenon Saw is a large backsaw used for making deep, accurate cuts in furniture joinery. It should make straight, fast cuts without binding.

Based on a classic Henry Disston model from the early 20th century, our Tenon Saws have Curly Maple handles, Brass fittings, and stout $\frac{3}{4}$ " x $\frac{1}{4}$ " milled Brass backs. Filed rip for cutting tenons, which is with the grain.

These saws are solid, well balanced and smooth cutting.



TENON SAW

This Tenon Saw features a .032" blade. Length overall is 21 $\frac{1}{4}$ " and it has a 4 $\frac{1}{8}$ " depth of cut. Teeth are set at .004" per side. Filed rip at 11 ppi.

TAPERED TENON SAW

Our Tapered Tenon Saw is similar to our Tenon Saw but with a $\frac{3}{8}$ " taper along the length of the blade.

The cutting depth is 3" at the toe and 3 $\frac{3}{8}$ " at the heel. The saw plate is .020" thick. Teeth are filed rip, 11 ppi, set at .004" per side. Overall length, including handle, is 21 $\frac{1}{4}$ ", with a blade length of 16". Overall height is 7".

RESHARPENING

Our saws will stay sharp for a long time, but eventually they will need to be resharpened. You can do it yourself (see p. 66 for saw files) or send it to us. Resharpening service is \$25 including return shipping in the continental US.

Tenon Saw (Straight or Tapered) \$175.
Leather Case 55.



*Check out the video,
"Sawing Fundamentals," with
Christopher Schwarz (p. 69)*





(Above) Tapered Tenon Saw

PANEL SAWS

These 20" long Panel Saws are the perfect size for a cabinetmaker dimensioning material at the bench. The Swedish Steel blade is taper ground from .032" to .026" thick to help prevent binding in the cut. Overall length including handle is 24½". Set is .005" per side. Nice weight and balance. Curly Maple handles, solid Brass fittings.

Available filed crosscut, 8 or 12 ppi, or rip, 7 ppi.

Panel Saw \$225.
Leather Case 85.



CHISELS



Lie-Nielsen Chisels are based on the Stanley 750 Bevel Edge Socket Chisels. Socket chisels are not common these days, perhaps because they are expensive to make, but Stanley and others once produced these chisels in a vast array. Socket chisel handles are less likely to break than tang chisels, and can be replaced easily.

We make our chisel handles from Maine-harvested Hornbeam. Hornbeam, also known as Ironwood, was once prized for its toughness, but usually winds up as firewood these days. This under-utilized species makes superb chisel handles. We don't recommend using a 16-ounce framing hammer with these chisels, though that is how we test them.

Our chisels come sharp and ready to use.

BEVEL EDGE CHISELS

Based on the Stanley 750 Bevel Edge Socket Chisels, our Chisels have excellent balance and are particularly comfortable in the hand.

They are made of A2 Tool Steel, hardened to Rockwell 60-62, cryogenically treated and double tempered. The edges are square, parallel along the length, and very narrow, so you can get into tight places. Backs are ground flat and finished by hand at 600 grit.

The bevel is flat ground at 30°, but a higher secondary bevel (about 35°) may be advisable, depending on the wood and how the chisel is being used. Additional honing is recommended.

Maine-harvested Hornbeam handles. Overall length is approximately 9".

Chisels are available in the following widths: 1/8", 3/16", 1/4", 5/16", 3/8", 7/16", 1/2", 5/8", 3/4", 1"



Fine Woodworking's
"BEST OVERALL
BENCH CHISEL"

Bevel Edge Chisel \$55 each.
1/8" or 1" *Bevel Edge Chisel* 70 each.



Please note that our Hornbeam chisel handles have natural color variations in the wood grain—each handle is unique.



LEATHER ROLLS FOR CHISELS

Protect your chisels during storage and transport. Thick, durable leather rolls with tie straps. Made in Maine. Please note: these will not fit our long handles.

<i>7-Pocket Tool Roll</i>	\$75.
<i>9-Pocket Tool Roll</i>	75.
<i>12-Pocket Tool Roll (shown right)</i>	80.
<i>7-Pocket Mortise Chisel Roll</i>	75.



(Chisels not included)



One of the nice things about socket chisels is that you can change out the handle. Our long chisel handle is 4" longer than standard handles and excellent for paring jobs. Overall length, including the socket taper, is approximately 8", handle length is 7". Made from Maine-harvested Hornbeam. Fits all of our socket chisels.

Long Chisel Handle (chisel not included) \$35.



Check out David Charlesworth's DVDs on chisel sharpening and techniques (p. 71)



FISHTAIL CHISELS

Fishtail Chisels are perfect for reaching the back corners of half blind dovetails and paring other hard to reach areas. Their unique shape offers versatility for right and left hand recesses. 25° bevel. A2 Tool Steel, hardened to Rockwell 60-62.

Available in three sizes: $\frac{3}{8}$ ", $\frac{1}{2}$ " and $\frac{5}{8}$ ".

Fishtail Chisel \$75 each.

DRAWER LOCK CHISEL PAIR

Chris Becksvoort came to us with this greatly improved design for a traditional tool. This special pair of chisels is indispensable for cutting small mortises in tight places—such as setting a drawer lock into a piece of furniture.

A2 Tool Steel, precision ground. Blade widths are $\frac{1}{2}$ " and $\frac{1}{4}$ ". Blade length is 1", with a cutting depth of $\frac{1}{16}$ " on both sides.

Drawer Lock Chisel Pair \$75.



MORTISE CHISELS

Designed with cabinetmaking in mind, these well-balanced Mortise Chisels are ground with parallel sides and are thicker than they are wide to help keep them straight in the cut.

Hornbeam handles. They are made of A2 Tool Steel, hardened to Rockwell 60-62, cryogenically treated and double tempered.

Available in six sizes:

$\frac{1}{10}$ ", $\frac{3}{16}$ ", $\frac{1}{4}$ ", $\frac{5}{16}$ ", $\frac{3}{8}$ ", $\frac{1}{2}$ "

<i>Mortise Chisel</i>	\$65 each.
<i>$\frac{1}{10}$" Mortise Chisel</i>	75.
<i>Leather Mortise Chisel Roll</i>	75.



CORNER CHISELS

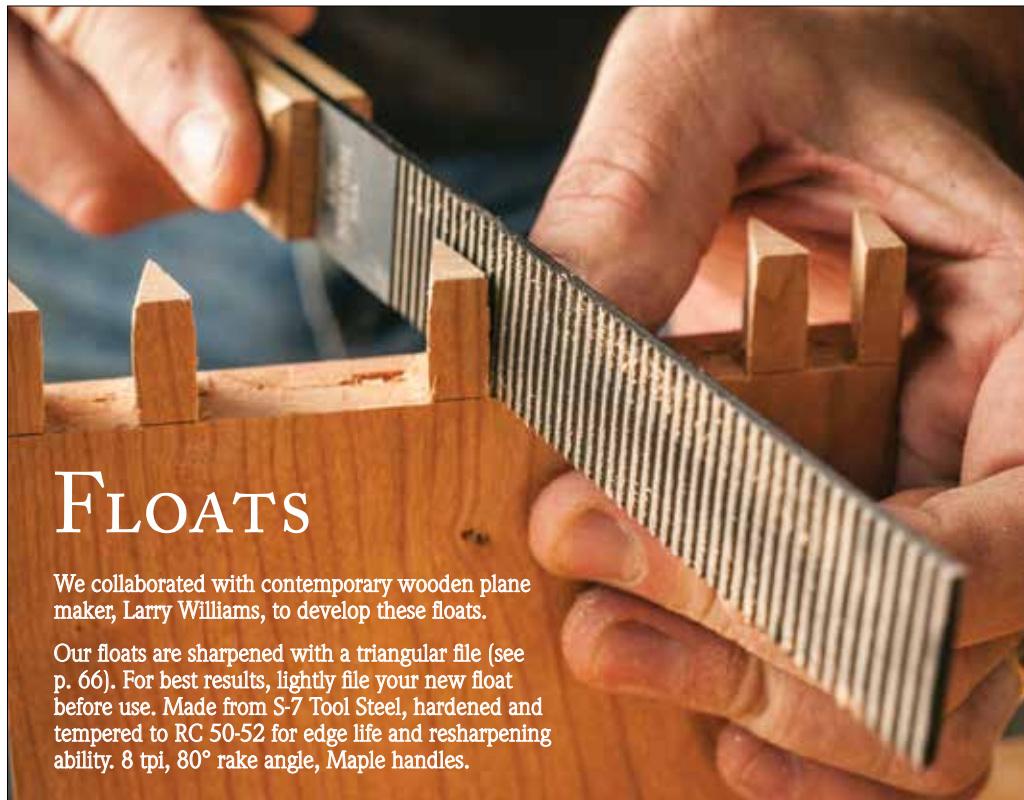
Producing square mortises is exacting work. The corner chisel, used after the mortise has been roughed out by hand or with a slot mortiser — which produces round edged mortise — helps square corners easily and precisely.

Made from A2 Tool Steel. The cutting edge is hardened to Rockwell 60-62 and ground razor sharp. Hornbeam handles.

Available in three sizes: $\frac{1}{4}$ ", $\frac{3}{8}$ " and $\frac{1}{2}$ ".

Corner Chisel \$75 each.





FLOATS

We collaborated with contemporary wooden plane maker, Larry Williams, to develop these floats.

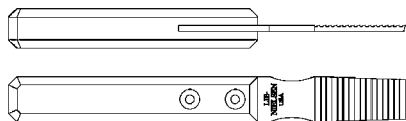
Our floats are sharpened with a triangular file (see p. 66). For best results, lightly file your new float before use. Made from S-7 Tool Steel, hardened and tempered to RC 50-52 for edge life and resharpening ability. 8 tpi, 80° rake angle, Maple handles.

JOINERY FLOATS

Floats are useful for lots of jobs around the woodshop and if you have never used one you will be amazed at how quickly they can produce an accurate, smooth surface. Try one for flattening, chamfering, or smoothing flat and curved areas. Floats can cut more aggressively than rasps, yet leave a finely finished surface for either exposed work or a glue bond.

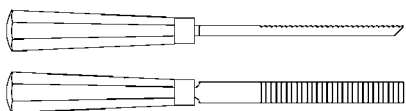
Our Joinery Floats are sized with cabinet making and furniture building in mind. They are capable of extremely precise work.

LARGE CHEEK FLOATS are available in push or pull. These are ideal for working recessed areas like mortise cheeks. Large cheek floats are 1" wide at their widest taper to allow seeing past the handle when working corners.



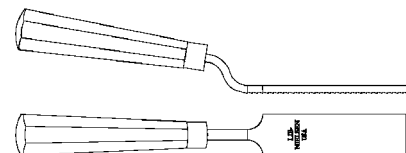
Large Cheek Float, Push or Pull \$60.

MORTISE FLOATS come in five sizes: 1/8", 1/4", 3/16", 3/8", and 1/2". They're excellent for squaring up mortise ends, fitting wedges in tusk tenons and other trimming jobs. All have 1/4" thick bodies. Available in push only.



Mortise Float, Push \$60.

FACE FLOATS are available in push or pull. They're 1" wide and designed for accurately trimming tenons, tongues or other such surfaces. The cranked-neck design gives good access to recessed surfaces.

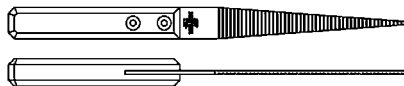


Face Float, Push or Pull \$70.

PLANEMAKER'S FLOATS

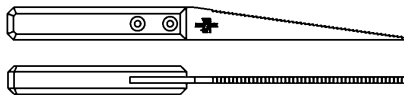
Our Planemaker's Floats can smooth wooden plane surfaces, such as the bedding of the blade, the mouth, and the wedge abutment. To learn how to make your own molding planes, see our DVD, "Making Traditional Side Escapement Planes" with Larry Williams (p. 72).

SIDE FLOATS work the sides of wedge mortises to open them from the initial sinking. $\frac{1}{8}$ " thick.



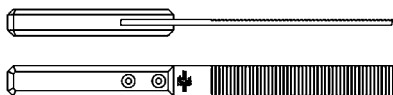
Side Float, Push or Pull \$60.

EDGE FLOATS are used to open and size molding plane wedge mortises; $\frac{1}{8}$ " for the narrowest wedges, and $\frac{3}{16}$ " for the thicker wedges. The $\frac{1}{8}$ " edge float also serves as a mouth and abutment saw in making bench planes.



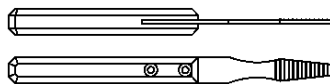
$\frac{1}{8}$ " Edge Float, Push or Pull \$50.
 $\frac{3}{16}$ " Edge Float, Push or Pull 50.

BED FLOATS are 1" wide and available in two thicknesses. The $\frac{1}{8}$ " is best for fitting the iron to the bed of the plane, the $\frac{3}{16}$ " is great for trimming and final surfacing of chamfers and other work.



$\frac{1}{8}$ " Bed Float, Push or Pull \$60.
 $\frac{3}{16}$ " Bed Float, Push or Pull 60.

SMALL CHEEK FLOATS allow easy sizing of the mortise to match standardized wedges, and are useful for a number of other fitting and clean-up jobs. The pull float cuts on the pull stroke, which is handy for some jobs. $\frac{1}{8}$ " thick.



Small Cheek Float, Push or Pull \$60.



We also offer unhardened, tapered, molding-plane blanks so you can shape your own profiles for your wooden planes. See our website for details.


Check out Matt Bickford's new DVD, "Moldings in Practice" (p. 72)



INLAY TOOLS

Inlay offers a level of finesse and flair to your work, whether it be reproduction furniture or exploring new creative effects.

What have historically been shop-made tools are now available. We collaborated with inlay master, Steve Latta, to develop and introduce these tools in 2007.



Check out our DVD series,
"Fundamentals of Inlay"
with Steve Latta (p.68)

INLAY TOOL SET \$345

Includes all four Inlay Tools, a pair of Radius Cutter extension rods and the Steve Latta instructional DVD, *Fundamentals of Inlay: Stringing, Line & Berry*.

DELUXE INLAY TOOL SET \$525

The Deluxe Inlay Tool Set includes all four Inlay Tools, a pair of Radius Cutter extension rods, Steve Latta's instructional DVD, our Small Router Plane with three additional specialty blades designed for inlay work and a Lie-Nielsen Hand Scraper.



RADIUS CUTTER

For scribing inlay grooves in a radius. $\frac{1}{16}$ " minimum radius. Maximum is 4" without the addition of extension rods. Cutter is .030" thick. Powder-Coated Aluminum body, Steel rods. Additional Pivot Point included. Patent pending.



<i>Radius Cutter</i>	\$85.
<i>Replacement Blade</i>	15.
<i>Extensions (Pair of 3" Rods)</i>	10.
<i>.041", .055", or .062" Blade</i>	15.



STRAIGHT LINE CUTTER

For scribing inlay grooves parallel to an edge. Maximum cutting distance from edge is $4\frac{1}{8}$ ". Standard Cutter is .030" thick.



<i>Straight Line Cutter</i>	\$70.
<i>Replacement Blade</i>	15.
<i>.041", .055", or .062" Blade</i>	15.



SLICING GAUGE

For slicing veneer into thin strips. Extends out 2". Cutter is .020" thick. Left-handed configuration is available upon request.



<i>Slicing Gauge</i>	\$75.
<i>Replacement Blade</i>	15.



THICKNESSING GAUGE

For trimming veneer strips to precise thickness. Cutters are .050" thick.



<i>Thicknessing Gauge</i>	\$65.
<i>Replacement Blade Pair</i>	15.



TOOLS FOR CURVED WORK

BOGGS SPOKESHAVES



FLAT & CURVED BOGGS SPOKESHAVES

A collaboration between Master Chair Maker Brian Boggs and Lie-Nielsen Toolworks. The original Flat Boggs Spokeshave is hefty and solid, weighing 12 oz. Body is 10" long, with a 1" wide flat sole. 2" x 1/8" thick A2 blade. Bronze body and cap. Hickory handles. Designed for fine, precise shaping in all woods. Also available with a curved sole (5" radius).



Flat (left) and Curved (right) soles



CONCAVE BOGGS SPOKESHAVE

A 2 5/8" diameter sole makes the Boggs Concave Spokeshave the right choice for working chair spindles and other round parts. Weight is 8 oz. Body is 9 5/8" long. A2 blade is 1 1/8" x 1/8" thick. Bronze body and cap. Hickory handles.

*Check out our DVDs with
Brian Boggs (p. 70)*

*Boggs Spokeshave (Flat, Curved, or Concave Sole) \$135.
Replacement Blade 40.
Leather Case 25.*

SMALL BRONZE SPOKESHAVE

This Spokeshave is based on a tool that hasn't been available since Edward Preston and Sons went out of business in the 1930's.



Lightweight but solid, only 6¾" long, with a ⅝" wide flat sole. 1⅜" x ⅛" thick A2 blade. Bronze body and cap. Redesigned for fine, precise shaping work in all woods. Also available with a curved sole (1½" radius).

<i>Small Bronze Spokeshave (Flat or Curved Sole)</i>	\$95.
<i>Replacement Blade</i>	35.
<i>Leather Case</i>	20.

DRAWKNIVES

Based on an antique Witherby design, with a 7" x 1¼" O1 Tool Steel blade, hardened to Rockwell 60-62. Overall length of 16½" and overall width of 7" from the blade back to the tips of the handles. Maple handles secured with Stainless Steel nuts and ferrules.



Available in two different styles: one with a slightly forward and downward curvature to the blade (like the original), and the other with a straight blade. Relief milled in the back for ease of sharpening.

Handles are positioned so the Drawknife can be used in both bevel up and bevel down positions. If your preference is to use the Drawknife exclusively in the bevel up or bevel down positions, the handles may be bent to achieve the optimum angle in relationship to the blade. Flat ground 25° bevel.

<i>Curved or Straight Drawknife with Leather Case</i>	\$170.
---	--------



For sharpening your Drawknife, check out the Galbert Drawsharp (p. 66)

AURIOU RASPS & RIFFLERS

Visit our website to see our full selection of Auriou Rasps, Rifflers, and Carving Tools

Hand Made at Forge de Saint Juery, France.

Auriou is proud to be involved in keeping the best traditions of hand forged tools alive in this world of mass production. Auriou rasps are precision shaping tools. They are hand stitched to the tip and to the edges, and their tapered shape allows them to be used more easily and adds to their versatility. Auriou rasps do not tear your edges so you can work to a line with the utmost confidence. Visit our website for the full selection of rasps.

Fitted with our own Lie-Nielsen Maple handles.


CABINET MAKER'S RASPS



These rasps are for general shaping and give you considerable cutting power with a smooth finish. As a general guide, use a rasp that is 3 times longer than the width of your work. Available in left or right handed models.

8" Grain 11	\$100.
8" Grain 13	115.
9" Grain 10	100.
10" Grain 5	104.
10" Grain 7	107.
10" Grain 9	110.
10" Grain 11	120.
12" Grain 4	109.
12" Grain 6	112.
12" Grain 8	125.
12" Grain 10	130.
12" Grain 12	135.

(Below) Auriou Rasp grain details, shown actual size.
From left to right, grain 1 (coarsest) to grain 15 (finest).



AURIOU CARVING & LETTERING TOOLS

Designed by master woodcarver, Chris Pye, and made by Auriou Toolworks in France. These fine tools are forged the traditional way: by hammering a steel blank to length before profiling. This process yields the best grain structure for holding a fine edge and makes the tool thinner and lighter but still strong—so they are easy to handle. Hardened to Rockwell 58C. Octagonal Ash handles with Brass ferrules.

Auriou carving tools are designed for a wide range of subjects: deep gouges for shaping, medium for modelling, flat for smoothing, and the ever-useful V-tool.

(Carving Tool profiles, shown actual size)

Sweep 3, 5 mm	\$32.
Sweep 3, 8 mm	36.
Sweep 3, 14 mm	41.
Sweep 3, 20 mm	41.
Sweep 3, 26 mm	42.

Sweep 6, 5 mm	35.
Sweep 6, 8 mm	37.
Sweep 6, 14 mm	42.
Sweep 6, 20 mm	42.
Sweep 6, 26 mm	46.

Sweep 9, 5 mm	38.
Sweep 9, 8 mm	42.
Sweep 9, 14 mm	47.
Sweep 9, 20 mm	47.
Sweep 9, 26 mm	48.



60° V-Groove, 10 mm
\$54.

Straight Skew, 10 mm
\$30.



HAND STITCHING

Forming the teeth is called 'stitching.' Hand stitching is done on a forged, polished, blank with the drop of a traditional rasp-makers hammer onto a special barleycorn pick. This gives a slightly random pattern to the cutting teeth, resulting in a smoother finish to your work. Finer grain rasps take a highly skilled stitcher up to 90 minutes to complete. The blank is then heat treated by a special process used only by Auriou. Stitching is available for right and left handed users.

MODELLER'S RASPS



Finer, slimmer versions of the Cabinet Rasps, used for more delicate shaping work in tighter spaces. Available in left or right handed models.

6" Grain 15	\$100.	10" Grain 9	120.
7" Grain 10	95.	10" Grain 11	130.
7" Grain 13	95.	10" Grain 13	140.


RIFFLERS \$70. EACH

These double-ended rasps for small detail work have barrel-shaped octagonal bodies, allowing you to work for long periods more comfortably.



Six styles available in two different lengths. The 6" rifflers are grain 14 and the 8" rifflers are grain 12.

- half-round/triangle
- knife/spoon
- rhombus/brush
- rat-tail/oval
- thumb/laurel
- v-shape/rectangle



These Auriou Lettering Tools have double-beveled, allongee style blades, ideal for carving the strata in most lettering styles.

As opposed to heavier, parallel-sided chisels, the allongee style blades taper from shoulder to tip, reducing overall weight. This shape also allows the corners to fit into recesses more easily, and gives greater visibility around the tool.



15 mm	\$40.
20 mm	45.
25 mm	45.
30 mm	50.
35 mm	50.
40 mm	55.
45 mm	58.

(Lettering Tool widths, shown actual size)



Also available as a 7-pc set for \$295.

Check out our instructional carving videos with Peter Follansbee and Mary May (p. 70)

Order by phone 1-800-327-2520

WETTERLINGS SWEDISH AXES

Since 1880, Wetterlings has offered the best, hand forged axes, mauls and wedges to the public.

As the oldest existing axe forge in Sweden, they still work by hand producing small batches of tools fit with oil finished American hickory handles.

We are pleased to offer these fine axes to our customers. All axes are hardened and tempered to Rockwell 56-58 and razor sharp. Natural, unpainted finish shows the quality of the forging.

Splitting Axes and Maul have heavy, wedge-shaped heads that concentrate the force of the blow.

Replacement handles and sheaths are available.



SPLITTING WEDGE \$84.

Solid, twisted, and serrated for great splitting power. Best used in pairs. Length 7½", blade width 2". 4.75 lbs.



No. 144 SPLITTING AXE \$169.

The narrow striking face concentrates the force of the heavy head and splits the wood apart like an explosion. Flared handle end stops the hand nicely. Overall length 29½". Blade width 2¾". 5.25 lbs.

NEW!

No. 402 MINI-HATCHET (shown left) \$105.

This small, light, camp hatchet is from a limited supply recently released by Wetterlings to a few customers. Small enough to fit in your pocket or purse, this is still a serious tool. Forged head, Hickory handle, nice balance. Overall length 10½", Blade width 2¼", 1.0 lb.



No. 104 BELT HATCHET \$104.

Compact and light for wearing on your belt in the woods. Handy in the kitchen, too. Overall length 10". Blade width 2½". 1.2 lbs.



No. 106 CAMP HATCHET \$109.

Great for small splitting or chopping. Overall length 12½". Blade width 2½". 1.4 lbs.



No. 115 SMALL HUNTING AXE \$114.

A full sized hatchet—small enough to be carried on the belt, but big enough to handle tough jobs. Overall length 15½". Blade width 3". 2 lbs.



No. 118 LARGE HUNTING AXE \$119.

Can be used one-handed, as a hatchet, or two-handed for tackling small trees and limbs. A great companion for the hunter, bushcrafter or camper. Overall length 19¼". Blade width 2¾". 2 lbs.



No. 124 FELLING AXE \$199.

A large powerful tool, made for the heaviest forestry work. Overall length 31½". Blade width 3¾". 4.15 lbs.



No. 178 BUSHMAN AXE (shown right)

\$170.

Wetterlings worked with Les Stroud, the Discovery Channel star of "Survivorman," to create this versatile wilderness axe. The Bushman Axe can be used for felling, chopping, splitting, hammering, and carving—yet it is light enough to be carried long distances. Overall length 22". Blade width 3⅜". 2.5 lbs.

LANGSNER FROES

Designed by green wood riving expert, Drew Langsner, these froes can rive green wood along the grain with more precision and finesse than an axe or maul. The blade bevel angle of 30° is ideal for both soft and hard woods. The blade is welded to a cylindrical ferule and finished in a tough, baked powder black enamel. Tight-fitting, Ash handle is secured by a stepped washer and large lag screw.

Available in two sizes:

The Langsner Froe has a ¾" thick blade, 1½" wide x 12" long. Overall length is 17½". 2.75 lbs.

The Basketmaker's Froe has a ¼" thick blade, 1¼" wide x 8" long. Overall length is 13¼". 1.5 lbs.



(Above) Master Joiner, Peter Follansbee, rives stock with the Langsner Froe in our video, "17th Century Joined Chest" (p. 70).

Langsner Froe \$85.
Basketmaker's Froe 75.



ACCESSORY TOOLS

CROSS PEEN HAMMER \$85.

These small hammers are not only great for tacks and brads, but also for making fine blade adjustments on your planes. Cherry handles, Brass head.

GOOSENECK SCRAPER SET \$45.

Gooseneck Scrapers are used on contoured surfaces. This set includes **four scrapers**: one large and one small scraper, each in two thicknesses, .020" and .032". Polished Swedish Spring Steel.



HAND SCRAPER SET \$15.

Made from premium, high carbon Swedish Spring Steel and ground square on the long edges. Very easy to use. Set includes **two scrapers**: one supple, .020" thick blade, and one stiffer, .032" thick blade. Each scraper is 2 1/2" wide x 6" long.




CARBIDE BURNISHER \$45.

Creating a burr on a scraper requires a hard, highly polished surface. Our Carbide Burnishers have a 1/4" x 4" polished solid Carbide shank held in a Curly Maple handle. A flared Brass bolster protects your fingers while burnishing.



DOWEL PLATES



Use a Dowel Plate to easily make exact-sized dowels from any wood you choose. Also useful for making precise tenons on chair spindles. 5 1/8" long x 1 1/2" wide x 1/4" thick, made from surface ground A2 Tool Steel, hardened to 60 Rockwell.

Holes are machined with a 6° clearance taper on the underside.

Holes are straight for the first .025", allowing you to sharpen them without affecting the hole size. Start with pieces whittled close to your desired diameter, chamfered at the leading end, and hammer it through the appropriate hole for perfectly sized dowels. Includes two mounting holes for No. 10 flat head screws.

Standard Dowel Plate makes 1/8", 3/16", 1/4", 5/16", 3/8", 1/2", 5/8" dowels. Metric Dowel Plate makes 3, 4, 6, 8, 10, 12 and 16mm dowels.



Standard or Metric Dowel Plate \$55.

DRAWBORE PIN PAIR \$90.

Drawboring is a great way to make a strong mechanical joint. A wooden pin is hammered through slightly offset holes in the two pieces, and pulls the joint together. You use Drawbore Pins to pull the joint together first (with some force and a twisting motion). This eases the edges of the hole, making driving the wood pin easier. You can also disassemble the joint if you want to work on the fit some more before permanent assembly.

O1 Tool Steel, Rockwell 60-62. Maple handles. Sold in pairs. To pre-assemble the four parts of a door frame, two pairs are handy.



COUNTERSINK \$40.

Handy chamfering tool with an 82° countersink. Curly Maple handle.



MULTI-TIP SCREWDRIVER \$60.

Interchangeable tips are held in place by a very strong magnet. Set includes six bits: #1 and #2 Phillips, #1 and #2 Square, 5.5mm and 6.5mm Slotted. S2 Steel tips, hardened to Rockwell 54-56. Accepts other standard 1/4" shank bits. Curly Maple handle.



Handy bit holder included.

LIE-NIELSEN SCREWDRIVERS

Modeled after gunsmith's screwdrivers with machined tips, these screwdrivers are made to fit specific screw slots on our tools to give you power and control without slipping. The Chipbreaker and Frog adjustment screwdrivers are particularly useful sizes. Hardened 416 Stainless Steel blades, numbered Brass ferrules, Curly Maple handles.

SD-9 SD-8 SD-7 SD-6 SD-5 SD-4 SD-3 SD-2 SD-1



- Nicker Screwdriver (SD-1)* \$25.
- Split Nut Screwdriver for Open-Handled Saws (SD-2)* 30.
- Tenon Saw Nut Screwdriver (SD-3)* 25.
- Chipbreaker Screwdriver (SD-4)* 25.
- Handle Nut/Cap Screwdriver (SD-5)* 25.
- Small Handle Nut/Skew Block Screwdriver (SD-6)* 25.
- Frog Adjuster Screwdriver (SD-7)* 25.
- Handle Toe Screwdriver (SD-8)* 25.
- Honing Guide Screwdriver (SD-9)* 25.



WOODEN HAND SCREW CLAMPS

With a deep throat, the jaws can apply pressure over a broad area or to a specific point. Acme thread screws with low thread friction for rapid, reliable operation. All metal parts have been plated to prevent rust. The Hard Maple jaws and handles have heavy steel ferrules pinned to the spindle with an extra heavy spiro pin. The spindles and swivel nuts are made of cold drawn carbon steel for high tensile strength.



WOODEN CLAMPS

We prefer wooden clamps over metal clamps because they will not mark the work piece. These handy wooden handscrews and cam clamps are made for Lie-Nielsen in the USA.

Prices range from \$15 to \$35. Please visit our website for the full selection of sizes.



WOODEN CAM CLAMPS

Light weight but solid construction with hard maple jaws and a spring steel bar. Cork faces on the jaws protect your work from marring. Easy to work with and give good holding power for a wide range of applications.

MEASURING & MARKING TOOLS

TITE-MARK MARKING GAUGES

Unique micrometer adjustment makes this marking gauge the handiest and most accurate available. Steel shaft, Brass body, fixed circular A2 blade hardened to 58-60 Rockwell. The blade retracts safely into a recess in the head. Precisely made by Glen-Drake Toolworks in California, these tools are gems.

TITE-MARK & TITE-MARK LONG

Tite-Mark has a 7" shaft, Tite-Mark Long has a 9" shaft. Shafts are 5/16" in diameter. Optional cutters include a set of mortise blades for laying out mortises and a scoring blade. In addition to the adjustable mortise blades available for the Tite-Mark, we offer four fixed-width, double-bevel, mortise blades conveniently sized at 1/2", 3/8", 5/16" and 1/4".

Optional 3" and 6" extension rods may be used individually or joined together to extend the reach of the Tite-Mark an extra 9" by being screwed onto the blade end.



Tite-Mark \$89.
Tite-Mark Long 99.
Tite-Mark Mini 69.

Tite-Mark Deluxe 229.
Tite-Mark Long Deluxe 239.
Tite-Mark Mini Deluxe 119.

TITE-MARK MINI *(not shown)*

At 6" long with a 1/4" shaft, the Tite-Mark Mini is the perfect gauge for smaller projects. Three fixed-width, double-bevel, mortise blades available for the Mini, sized at 5/16", 1/4" and 3/16".

TITE-MARK DELUXE

Tite-Mark and Tite-Mark Long Deluxe include: a Tite-Mark or Tite-Mark Long, a Reverse-Bevel Marking Blade, a Scoring Blade, two Adjustable Mortise Blades, a Double-Bevel Mortise Blade and an Extension.

Tite-Mark Mini Deluxe includes: a Tite-Mark Mini and a Mini Double-Bevel Mortise Blade.



Marking Blade 9.
Single Bevel Adjustable Mortise Blade 15.
Scoring Blade 12.
Reverse Bevel Marking Blade 12.

Double Bevel Mortise Blade Set 79.
(also available individually)

(1/4", 5/16", 3/8", and 1/2")



Order by phone 1-800-327-2520



PANEL GAUGE \$85.

A Panel Gauge is used to mark lines a distance from the edge of a large workpiece, such as a door panel. Single bevel V-cutter. Beam can be turned around and used as a pencil gauge. Maple. Shaft 18" long.

Panel Gauge Replacement Blade \$15.

DOVETAIL MARKER \$45.

Accurate layout makes dovetailing much easier. This Dovetail Marker is just the right tool to lay out dovetails quickly and accurately with slopes of 1:6 and 1:7.

Brass and Cocobolo.



Visit our website for our full selection of measuring and marking tools.



STARRETT DIVIDERS

Beautifully made, these polished dividers are great for laying out dovetails.

3" *Divider* \$58.
6" *Divider* 66.

SLIDING RULE SQUARE \$67.

The sliding, 4-inch blade makes this precision square handy for laying out depth and width measurements as well as using as a try square. Gradations are in 8ths, 16ths, 32nds and 64ths.



DOUBLE STEEL SQUARE \$151.

Designed for tool and diemakers. Blades are adjustable for use in places not possible with stationary blade squares. A knurled clamping nut accurately locks the blades in any position. The millimeter reading blade is graduated in millimeters and ½ millimeters. The bevel blade for checking angles is beveled 45° on one end and 30° on the other end. The narrow graduated blade is 4mm wide over a length of approximately 41mm and cut away at one end to a width of 2.4mm. Millimeter blades are millimeter on one side and ½ millimeter on the other.

WORKBENCHES & VISE HARDWARE



LIE-NIELSEN WORKBENCHES

A workbench is one of the most important tools in the shop and needs to be flat, stable and heavy. Lie-Nielsen Workbenches feature simple design and solid construction. No skirt, no tool tray, just plenty of clamping surface. They are made of Hard Maple, a native hardwood that is stable, heavy and tough.

Bench tops are 4" thick solid Maple, machined flat within a tolerance of plus or minus .010". We recommend you reflaten the top as needed, every year or two. The trestle is secured with drawbored mortise and tenon joints.



Our benches come equipped with two rugged vises: our Chain-Drive Shoulder Vise, with 8" of travel, and our non-traditional, "no L-block" Tail Vise, with 6½" of travel.

Bench dog holes are along front edge. Dog holes are 1.150" x .950". Holdfast holes along front right leg and benchtop for a variety of work-holding options. Holdfast holes are ¾" diameter. Benches are supplied with two vise handles and two wooden square bench dogs.

Lie-Nielsen benches are finished with a 3 equal-part mixture of spar-varnish, boiled linseed oil and mineral spirits. This traditional finish seals the wood, but does not make it slippery. The finish will need to be renewed from time to time. Patent pending.

All Workbenches and Vise Hardware are made by Lie-Nielsen Toolworks in Maine, USA.

STANDARD WORKBENCH

\$2,500.

Bench top is 2 feet wide x 6'8" long. Overall dimensions, including shoulder vise and both vise handles, are approximately 2'6" wide x 7' long. Trestle legs are 3" square and flush with the front of the bench. Stretchers are 4½" wide x 48" long, with the front stretcher flush with the legs and benchtop.

The Chain-Drive Shoulder Vise has 12" spacing between the screws and a 23" leather-lined jaw. Weight is 220 lbs.



LARGE WORKBENCH

\$3,500.

Bench top is 2 feet wide x 8 feet long. Overall dimensions, including shoulder vise and both vise handles, are approximately 2'6" wide x 8'4" long. Trestle legs are 4" square and flush with the front of the bench. Stretchers are 4½" wide x 62" long, with the front stretcher flush with the legs and benchtop.

The Chain-Drive Shoulder Vise has 18" spacing between the screws and a 28" leather-lined jaw. Weight is 260 lbs.

HEIGHT: Most workbenches are about 35" high. You may prefer one shorter or taller. You may order bench heights between 34" and 38".


RIGHT OR LEFT HAND: The tail vise and shoulder vise can be positioned on either the right side or left side.

SHIPPING:

Benches are heavy. Our best shipping service will set your bench up in your workshop for you, and delivers to most parts of the US within 4-6 weeks.

You may also pick up your bench at our shop in Waldoboro, Maine.

Shipping by common carrier not recommended.



CHAIN DRIVE SHOULDER VISE HARDWARE

Our Chain Drive Vise hardware is designed around two independent screw assemblies.

We offer chains with 12", 18" or 24" spacing between the screws. This makes holding an upright board for dovetailing a breeze. Four bronze bushings are backed up with four needle bearing and washer assemblies to reduce wear. The T-handle screw can be mounted on either the left or right of the vise jaw.

1 1/8" x 5 tpi rolled acme thread screws. Typical maximum opening is 8 1/4". Vise Handle sold separately.

To make assembly easier, we offer an Installation Kit for \$45, returnable for credit.

Chain Drive Vise Hardware
(for 12", 18", or 24" screw spacing) \$285.
Chain Drive Vise Installation Kit 45.

Check out the DVD, "The Workbench: How to Design or Modify a Bench for Efficient Use" with Christopher Schwarz (p. 69)

TAIL VISE HARDWARE

This rugged Tail Vise is based on traditional European-style tail vises.

The sliding mechanism is a three piece construction machined from Cold Rolled Steel bar stock that fits into dadoes in the bench and jaw to control parallelism. Adjustable gib on the lower slide.

1" x 5 tpi rolled acme thread screw. Typical travel length is 6 1/2". Vise Handle sold separately.

To make assembly easier, we offer an Installation Kit for \$45, returnable for credit.



Tail Vise Hardware \$275.
Tail Vise Installation Kit 45.

WOODEN VISE HANDLES \$45 EACH.



Our Standard Vise Handle has a Maple shaft with Cherry knobs screwed into threaded nuts in the handle. Brass bolsters are cushioned with rubber O-rings.

1" x 12" dowel. Overall length is 16 1/8".



Our Low Profile Vise Handle, supplied on our benches, has slimmer knobs to allow clearance in certain planing situations.

Maple shaft with Maple knobs screwed into handle. Brass bolsters cushioned with rubber O-rings. 1" x 12" dowel. Overall length is 13 1/4".

DOVETAIL VISE \$385.

Made of solid Maple, our Dovetail Vise, also known as a Moxon Vise, is designed to clamp to the edge of your workbench and elevate your work to a comfortable height. It employs the same hardware as our Chain Drive Shoulder Vise and offers 18" spacing between the screws for extra-wide clamping surface.



Each jaw is 31½" long and 2¾" thick, with leather lining on the outer jaw. Maximum jaw opening is 6". Height is 4". Overall length is 37", with 2¾" clamping feet on either side. Vise handle included.



WOODEN BENCH DOG PAIR \$50.

Great for general use. Made from domestic Maple with side springs for a snug fit. Heads recess into a 1.150" x .950" hole. Overall length 8".



STEEL BENCH DOG PAIR \$75.

These rigid steel bench dogs are great for dense wood species. Removable honeycombed brass faces, hardened steel springs. Heads recess into a 7/8" x 3/4" hole. Overall length 7 7/8".

HOLDFAST \$50.

Inspired by the work of master blacksmith, Peter Ross. Low profile, flexible enough to grip the work firmly, but easily loosened with a hammer. Cast Ductile Iron, hot oil finish. Fits a ¾" diameter hole in a benchtop up to 4" thick. If your benchtop is thicker, you may need to counterbore the bottom of the hole for the holdfast to work properly. Shaft length is 13". Overall holding reach is 7¼". Weight is 2.15 lbs.



SHARPENING & TOOL CARE

Even the best tools are of little use with a dull cutting edge. While experts often debate over the best sharpening practices and equipment, we recommend a simple, reliable method that produces a razor edge in minutes.

We prefer manual sharpening on waterstones because it's simple, fast, safe, reliable, and with the right stones, it yields a sharpness quality unmatched by any other method we've tried.

The items in this section will help you keep your blades perfectly honed, bronze polished, iron rust-free, and your tools protected. With proper care, Lie-Nielsen tools will serve you for a lifetime.

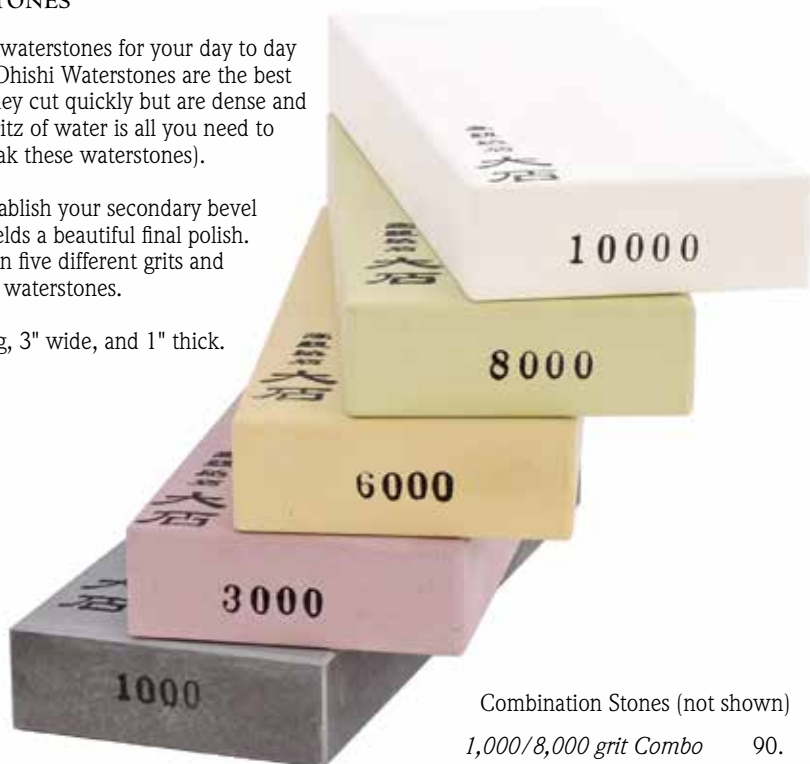
OHISHI WATERSTONES

We recommend using waterstones for your day to day sharpening and these Ohishi Waterstones are the best we've come across. They cut quickly but are dense and hard enough that a spritz of water is all you need to get to work (do not soak these waterstones).

The 1,000 grit will establish your secondary bevel and the 10,000 grit yields a beautiful final polish. We offer these stones in five different grits and three combination grit waterstones.

Dimensions are 8" long, 3" wide, and 1" thick. Made in Japan.

1,000 grit	\$55.
3,000 grit	45.
6,000 grit	70.
8,000 grit	95.
10,000 grit	115.



Combination Stones (not shown)

1,000/8,000 grit Combo	90.
3,000/8,000 grit Combo	80.
3,000/10,000 grit Combo	120.



Visit our YouTube Channel for tips on sharpening (or scan this QR code with your smart phone).

For in-depth instruction on our recommended sharpening techniques, see our videos with David Charlesworth (p. 71).



(Long Jaws for short blades)



(Skewed Jaws for skewed blades)

ADHESIVE-BACKED SANDPAPER ROLLS \$60 EACH



For sharpening blades, we recommend the use of a secondary bevel for quick results. With repeated sharpening, this secondary bevel will grow larger and the primary bevel will need to be re-established.

These sandpaper rolls can adhere to any flat reference surface and, with a honing guide, regrind a bevel back to its primary angle. Four grits available: 80 (for blades that need a lot of work), 180, 220, and 400 grit (for standard regrinding).

Each roll is 2¾" wide. 80 grit roll is 25 yards long. 180, 220, and 400 grit rolls are 45 yards.



LIE-NIELSEN HONING GUIDE

Our version of the side clamping style of honing guide is solidly machined from Stainless Steel, with a Bronze bearing.

It features removable jaws: replacement jaws are available for Chisels ¾" and under, tall jaws for Mortise Chisels and thick blades, long jaws for very short blades and angled jaws for Skew Blades. We have designed these jaws for our blades and chisels, not other makers'.

Patent Pending.

<i>Lie-Nielsen Honing Guide</i>	\$125.
<i>Long Jaws</i>	35.
<i>Chisel Jaws</i>	25.
<i>Mortise Chisel Jaws</i>	35.

For Skew Block Planes:

<i>18° Skewed Jaws, Left</i>	35.
<i>18° Skewed Jaws, Right</i>	35.

For Side Rabbet Planes:

<i>30° Skewed Jaws, Left</i>	35.
<i>30° Skewed Jaws, Right</i>	35.

Honing Guide Screwdriver (SD-9) 25.

DIA-FLAT LAPPING PLATE \$195.



Flatten your waterstones faster and more accurately than other methods. The 0.375" thick steel plate is ground flat to +/- 0.0005" and evenly coated with 120-micron diamonds bonded to the plate using a proprietary method that outlasts any other diamond coating available today.

10" x 4". Weighs 4 lbs. Made by DMT in the USA.


Order by phone 1-800-327-2520

WETTERLINGS
AXE HONING STONE \$45.



Round stone with bevelled edges and two grinding surfaces: Coarse (180 grit), for repairing damage and heavy wear, and Fine (600 grit), for sharpening. Fine side is two-thirds the total thickness. Can be used with water, oil, or dry. Comes in protective rubber case. 2.2" diameter, 6.5 oz. Made in Sweden.

GALBERT DRAWSHARP \$84.



Designed by Chairmaker Peter Galbert, the Drawsharp is an ingeniously simple jig for putting a consistent, razor-sharp edge on any drawknife and keeps your fingers safely behind the cutting edge at all times. Includes adhesive-backed, 400 grit, wet/dry, abrasive paper pads. Made in the USA.

Drawsharp abrasive refills, 10-pk \$5.



TRIANGULAR FILES

For sharpening saw teeth and floats. Handles sold separately. Visit our website for our full selection of files and handles.

- 4" double extra-slim taper, 15-20 ppi* \$5.
- 5" double extra-slim taper, 12-14 ppi* 6.
- 6" extra-slim taper, 9-10 ppi* 6.
- 7" slim taper, 6-7 ppi* 7.
- File Handle (S, M, L, or XL)* 2.



MAGNIFOCUSER \$24.



We've used the Magni-Focuser in our shop for years while sharpening saw teeth and other detailed work. Lightweight, comfortable, fits over glasses. Lens plates are optical-quality, shatter-resistant acrylic and flip up when not in use. Lens Plate #4 (2x magnification power) included. Additional lens plates and options available on our website. Made in the USA.

MICROFIBER CLOTH PAIR \$10.



Great for general clean-up, we use these cloths in our shop every day. Keep one permanently saturated with Jojoba Oil to wipe down your tools and blades after every use. Sold in pairs.



DUSTING BRUSH \$15.

Made in the U. K. with pure Chinese Boar bristles, wood handle and stock. Ideal for keeping your planes and bench free of shavings and dust while you work.

TOOL CARE KIT \$49.

Rust is the enemy of fine tools and sharp blades. This handy kit contains everything you'll need to keep your tools and blades rust-free. The kit includes:

- Jojoba Oil (8-oz. bottle)
- Uniwrap rust-inhibiting paper (10 sheets)
- Bronze Polishing Cloths (2)
- Abrasive Handblock (Medium grit)
- Paraffin Wax Bar
- Microfiber Cloths (2)

Items also sold separately:

- Uniwrap Paper (10-Sheet Tube)* \$10.
- Sunshine Polishing Cloths* 5.
- Paraffin Wax Bar* 5.



JOJOBA OIL



Non-toxic, odorless, liquid wax made from the seed of the Jojoba plant, native to the American southwest. Great for protecting your tools and blades from rust, will not interfere with finishes or gluing. Can also be used as a moisturizer to relieve sunburns. A little goes a long way.

- 8-oz. Jojoba Oil* \$12.
- 2-oz. Jojoba Oil* 7.

LEATHER TOOL CASES

Fitted Leather cases protect your tools during transport. Beautifully made in Maine, USA.

Note: leather does not protect against rust, not recommended for long term storage.



- Dovetail Saw Case* \$30.
- Carcass Saw Case* 55.
- Tenon Saw Case* 55.
- Panel Saw Case* 85.
- 7-Pocket Mortise Chisel Roll* 75.
- 7-Pocket Tool Roll* 75.
- 9-Pocket Tool Roll* 75.
- 12-Pocket Tool Roll* 80.
- Dowel Plate Case* 15.
- Hand Scraper Wallet* 25.
- Plane Blade Wallet* 45.
- Screwdriver Case* 85.
- Small Spokeshave Case* 20.
- Boggs Spokeshave Case* 25.
- Small Block Plane Holster* 35.
- No. 60½ Block Plane Holster* 40.

ABRASIVE HANDBLOCKS \$7 EA.

Fine silicon carbide abrasive embedded throughout the rubber block quickly removes rust from Cast Iron and Steel. 3¼" long x 2" wide x ¾" thick. Available in fine, medium, and coarse grits. Made in Germany.



PLANE SOCKS

Silicone-treated cloth bags help protect your valuable tools from rust, and from damage during transport.

FOUR SIZES:

Small fits our Block Planes and No. 212 Scraper Plane



Small Sock \$8.

Medium fits our Smoothing Planes



Medium Sock \$8.50

Large fits our Jack Planes



Large Sock \$9.

Extra-Large fits our No. 7 Jointer Plane



Extra-Large Sock \$9.50

INSTRUCTIONAL VIDEOS



The Lie-Nielsen DVD studio in Waldoboro, Maine

Our videos will help you get the most out of your hand tools and make your woodworking more precise, efficient, and enjoyable. We invite some of today's brightest and most skilled woodworkers to share their knowledge and skills on camera. Since 2003, we've filmed almost 50 instructional videos with hand tool masters like David Charlesworth, Chris Schwarz, Brian Boggs, and Peter Follansbee.

We also offer many of these titles in streaming format on our website. Check our website for details.



Steve Latta

Steve Latta has been a woodworker, teacher, and writer for over 25 years. He teaches furniture making at Thaddeus Stevens College in Lancaster, PA, and at workshops around the USA. Steve also builds commissioned reproduction and contemporary furniture and is a contributing editor for *Fine Woodworking Magazine*. He lives with his wife and three children in rural Pennsylvania. We collaborated with Steve to develop our line of inlay tools (p. 46) as well as this video series on inlay.

FUNDAMENTALS OF INLAY SERIES:



STRINGING, LINE & BERRY \$40.
Learn quick precise methods of inlay work by inlaying a traditional line & berry motif on a spice box door. 2008. 155 min.



FEDERAL TABLE LEG 40.
Master more complex inlay designs using several traditional motifs found on Federal table legs. 2008. 191 min.



MAKING ORNAMENTAL BANDINGS 25.
Make your own inlay bandings using a few simple tools and jigs. 2010. 107 min.



PATERAE, PART I 40.
Paterae has a rich history in American furniture design and these oval-shaped ornaments often graced the pilaster of Federal-style table legs. Learn about the tools, materials, and methods of Paterae. 2012. 141 min.



ORNAMENTAL BANDINGS, PART II 30.
Emphasizing wood movement, grain direction and cutting sequences, Steve demystifies complex ornamental bandings, from Arrows and Diamonds to Ribbons and Sand Shaded Lunettes. 2014. 123 min.



Christian Becksvoort

Christian Becksvoort is a fine furniture maker, teacher, and contributing editor for *Fine Woodworking Magazine*. With over 40 years of experience, he designs and builds heirloom quality pieces in his shop in New Gloucester, Maine.



A CRAFTSMAN'S GUIDE TO UNDERSTANDING WOOD \$25.
Learn to predict seasonal movement so that you can build furniture that allows the wood to move without damaging your work. 2013. 85 min.



Christopher Schwarz

Chris Schwarz is an active woodworker, teacher, writer, and hand tool enthusiast. He built his first workbench at the age of eight, and spent summers helping his father build two houses on their family farm in Arkansas, using mostly hand tools.

Formerly the editor of *Popular Woodworking Magazine*, Chris continues to share his passion for hand tool woodworking through his publishing company, Lost Art Press. By unearthing the lost art of hand skills, he seeks to help the modern woodworker restore the balance between hand and machine work to produce furniture that is crisp, well proportioned and quickly made.



FORGOTTEN HAND TOOLS \$25.
Traditional methods of drawboring, hand sawing, and nailing are fast, accurate, and yield sturdy furniture that can last several lifetimes. Chris' techniques may change the way you do woodworking. 2005. 87 min.



COARSE, MEDIUM AND FINE 25.
Chris demonstrates which planes are most effective for each of the three stages of wood-working: roughing, refining, and finishing. 2005. 65 min.



BUILDING FURNITURE WITH HAND PLANES 25.
Learn which planes you need for furniture-making and how to use them, from Jointers to Smoothers to Block Planes. 2005. 60 min.



HAND SCRAPERS: UNDERSTANDING, PREPARING & USING THE ULTIMATE FINISHING TOOL 20.
Use Chris' sharpening techniques to turn your simple hand scraper into the ultimate finishing tool. 2007. 30 min.



THE WORKBENCH: HOW TO DESIGN OR MODIFY A BENCH FOR EFFICIENT USE 25.
A well-designed workbench should hold your project so you can easily work the faces, edges, and ends of your pieces. Chris shows various strategies and modifications to make your bench most efficient. 2008. 40 min.



SAWING FUNDAMENTALS 25.
Learn proper grip and stance for accurate hand sawing, which saw to use for specific jobs, and how to execute the three classes of saw cut. 2010. 57 min.



SHAKER SIDE TABLE 40.
Learn about stock selection, layout, cutting mortises and tenons, dovetailing, rabbeting, assembly and finishing—and have a finished project in a weekend. 2013. 269 min.



SIX BOARD CHEST 40.
Chris demonstrates the hand tool techniques that make building this chest an excellent exercise for building your woodworking skills. 2014. 121 min.



BUILD A DUTCH TOOL CHEST 40.
The Dutch Tool Chest is roomy, but portable—well thought out storage for the essential kit of tools for hand tool woodworking. 2015. 185 min.



Peter Follansbee

Peter Follansbee specializes in 17th century period joinery and green woodworking. He spent over 20 years making reproductions furniture at Plimoth Plantation, the living history museum in Plymouth, Massachusetts. In addition to teaching the craft at schools around the USA, Peter coauthored, *Make a Joint Stool from a Tree: An Introduction to 17th Century Joinery*, with Jennie Alexander.



17TH C. NEW ENGLAND CARVING \$25.

Learn how to create the geometric, floral, and architectural elements upon which this style of hand-carved decoration is based. 2010. 88 min.



17TH C. NEW ENGLAND CARVING: CARVING THE S-SCROLL 25.

In his second DVD, Peter focuses on the S-scroll and guides you through the tools, materials, layouts, and techniques involved in creating this hand-carved motif. 2011. 100 min.



17TH C. JOINED CHEST 40.

From log selection to riving stock to joinery techniques, Peter teaches you green woodworking methods to make a sturdy, joined chest using only a few hand tools. 2012. 213 min.



17TH C. WAINSCOT CHAIR 40.

Learn to prepare material from a section of oak, shape the chair pieces using bench tools and a pole lathe, and join them together with drawbored mortise and tenon joints. 2014. 218 min.



CARVING WOODEN SPOONS 35.

With a few simple tools and chunks of green branches no other woodworker would look at, you can make beautiful, useful spoons almost anywhere. 2015. 127 min.



Mary May

Mary May is a professional woodcarver in Charleston, SC, who specializes in decorative carvings for architecture and furniture. She studied and worked with master carvers in Greece, England, and Malaysia to learn the traditional techniques of classical woodcarving. In addition to teaching at various schools and guilds across the USA, Mary offers carving classes through her online video school.



BASIC WOODCARVING TECHNIQUES \$25.

Learn about carving tools, how to sharpen them to a razor sharp edge, and how to use them safely and efficiently to carve two projects. 2014. 122 min.



Brian Boggs

Brian Boggs' years of experience building the chairs for which he is famous has given him unique insights into the design and use of drawknives, spokeshaves and travishers. He has worked with Lie-Nielsen Toolworks to develop new interpretations of these tools for today's woodworkers.



HICKORY BARK FROM TREE TO CHAIR \$20.

Learn how to prepare and weave hickory bark seats. 2003. 48 min.



David Charlesworth

David Charlesworth has been teaching fine furniture making at his Devon workshop since 1977, and is widely respected in England as a writer for *Furniture and Cabinetmaking* magazine. His specialty is getting the most out of hand tools in precise, original and efficient ways.



THE SECRET MITRE DOVETAIL \$45.
Direct from his Devon, UK, workshop, David discusses the Secret Mitre Dovetail, which has a reputation for being among the most difficult joints to cut successfully. This fascinating joint, with many uses, is not as hard as one might think. 2014. 168 min.



CHISEL TECHNIQUES FOR PRECISION JOINERY 25.
David reveals his methods for precise, freehand chisel work to get the most out of these simple yet versatile tools. 2007. 100 min.



FURNITURE MAKING TECHNIQUES: FIVE TOPICS 40.
David teaches five important skills to help refine your woodworking: planing difficult woods, edge jointing, finish-planing assembled pieces, crisp bevels to finish edges, and using the shoulder plane. 2008. 188 min.

HAND TOOL TECHNIQUES, 4-PART SERIES:



PLANE SHARPENING \$25.
Learn David's sharpening techniques for getting a razor sharp plane blade in minutes and cambering blades with confidence. 2004. 77 min.



HAND PLANING TECHNIQUES 25.
Hand planing techniques for precise, efficient preparation of furniture-sized components. 2005. 93 min.



PRECISION SHOOTING SIMPLIFIED 25.
David's shooting techniques will help you shoot accurate joints, quickly and reliably, both free-hand and with shop-made shooting boards and miter fixtures. 2005. 63 min.



PRECISION PREPARATION OF CHISELS FOR ACCURATE JOINERY 25.
Sharpening chisels requires a different approach than plane blades. David's methods speed up the honing process using waterstones and a simple triple bevel to keep your chisels razor sharp. 2006. 64 min.



George Walker

George Walker specializes in teaching the art of woodworking design. He has written numerous articles for woodworking magazines nationwide, including *Popular Woodworking*. The Lie-Nielsen George Walker DVD series won the 2010 Bronze Telly Award for outstanding educational film production.



UNLOCKING THE SECRETS OF TRADITIONAL DESIGN \$25.
Explore the design principles of classical architectural orders for creating visually balanced and well-proportioned furniture. 2009. 68 min.



UNLOCKING THE SECRETS OF TRADITIONAL DESIGN: MOLDINGS 25.
Learn the tools and techniques for making well-proportioned moldings that add flair and structure to your furniture. 2009. 50 min.



Matthew Bickford

As a hobbyist woodworker, Matt was frustrated by the limitations of standard router bit profiles for making custom molding for his furniture projects. After learning about the versatility of wooden molding planes, he started his company, M.S. Bickford, in 2010, to make them professionally. Matt teaches workshops on hand plane molding techniques and recently published his first book on this topic.



MOLDINGS IN PRACTICE \$25.

Wooden molding planes are versatile tools that allow you to quickly and safely make the moldings you want, with simple set up, and of course, no noise and dust. Using only a few hollow and rounds, you can create a large variety of molding profiles without the need for dedicated molding planes. Matt introduces you to the world of hand planed moldings and demonstrates the techniques to help get you started. 2014. 172 min.



Larry Williams

Larry Williams started in architectural woodworking in 1977 and began making planes shortly afterward. He has taught plane making at Marc Adams School of Woodworking, Arrowmont School of Arts and Crafts, and North Bennet Street School. His work or articles have been featured in a several woodworking books and magazines. In 2006, the Arkansas Department of Cultural Heritage and the Arkansas Arts Council recognized Larry and his work in plane making with their "Arkansas Living Treasure" award.



MAKING TRADITIONAL SIDE ESCAPEMENT PLANES \$40.

Learn to make your own molding planes. Larry demonstrates the traditional method of making a pair of hollow and rounds from a solid billet as well as blade making, hardening, and tempering. 2007. 180 min.



SHARPENING PROFILED HAND TOOLS 25.

Master the challenge of sharpening profiled blades. Larry shares his years of experience as he shows how to correctly sharpen various molding plane blades and other specialized tools. 2009. 92 min.



Don McConnell

Don McConnell has over 25 years of experience building custom furniture in traditional styles and executing one-of-a-kind architectural woodwork, including elements of geometric handrails. He co-authored the book, *Hand-Saw Makers of Britain*, and was a contributing editor for *Popular Woodworking Magazine*. Don is a partner in Clark & Williams, one of the only contemporary companies making traditional Western-style wooden planes. More than 20 Clark & Williams planes are currently in use in Colonial Williamsburg.



TRADITIONAL MOLDING TECHNIQUES: THE BASICS \$25.

Learn how to lay out and hand cut your own molding profiles with simple hollows and rounds. 2007. 80 min.



TRADITIONAL MOLDING TECHNIQUES: CORNICE MOLDINGS 25.

Learn traditional methods for making complex cornice moldings using snipes bills, rabbet planes, and a few hollows and rounds. 2009. 71 min.

GIFTS & FUN STUFF



LIE-NIELSEN POSTERS \$25 EA.

Full color, high quality, 24" x 18" posters printed in Maine on glossy paper.



LIE-NIELSEN CALENDAR \$15.

12-month, full color calendar, featuring Lie-Nielsen tools. Great for your shop or studio. Printed in Maine.



TOOLWORKS NOTECARDS \$12.

12 full color, multi-purpose notecards. Assorted cover designs, blank interior. Each card measures 4 1/4" by 5 1/2", envelopes are included. Printed in Maine.

LIE-NIELSEN GIFT CERTIFICATES

If you're not sure what tool to get as a gift for your special woodworker, give a Lie-Nielsen Toolworks Gift Certificate. Available in both printed and email format.



LIE-NIELSEN HATS \$15 EA.



Stone-washed hats with adjustable straps. Colors: Khaki, Red, Blue, Green, and Slate.

LIE-NIELSEN T-SHIRTS \$20 EA.



100% cotton T-shirts made in the USA. Small logo on front, large oval logo on rear. Colors: Black, Dark Blue, and Brick Red. Sizes: S, M, L, XL, XXL. XXXL in black only.

TEMPORARY TATTOOS \$5.

Long-lasting and non-toxic. Apply with water, remove with rubbing alcohol or baby oil. 10 per pack. Made in the USA.



BALSA GLIDER \$2.00.

Our First Wooden Plane! This balsa glider is a simple classic, great for all ages. Easy assembly. Made in the USA.



ABOUT OUR TOOLS



Many of our hand planes derive from discontinued Stanley designs, refined to meet higher quality standards. Our blades are thicker and harder, our castings are thicker, flatter, and more resilient, our parts fit more precisely, our surfaces ground more accurately, and we put careful hand work into the final fit and finish of each tool.

We make our tools from high-grade materials, many of which had previously been too expensive, not yet fully developed, or unavailable in suitable tool-making quality.

DUCTILE IRON

We were the first plane makers to start making our tools from Ductile Iron, which is far stronger and more resilient than traditional Gray Iron.

Ductile Iron bodies absorb vibrations, are highly resistant to cracking, and will survive an accidental fall to the workshop floor that would break a Gray Iron casting.

In our tests with the 60½ Rabbet Block Plane, a 15' drop onto concrete, nose first, bent the tool a trifle, but did not break the casting.

MANGANESE BRONZE

Though Cast Iron has long been the material of choice for mass-produced tools, we use Manganese Bronze for many of our components and smaller plane bodies.

It is heavier than Iron and adds heft to the tool, doesn't rust, won't crack if dropped, and has wonderful warmth in the hand. It is one of the hardest, strongest Bronze alloys and wears very well, unlike Brass and softer Bronzes.



Our Mission is to design and create beautiful, heirloom quality, hand tools that inspire woodworkers and other artisans. Through exceptional support and education, our customers receive the same personal attention we put into our tools.

THANK YOU FOR YOUR SUPPORT!

STRESS RELIEVED CASTINGS

Stress relieving metal castings is an essential part of making quality hand planes. When metal is cast, particularly in a long flat shape like a bench plane, internal stresses must be relieved to ensure the machined casting will stay flat over time. We stress relieve all our castings by soaking them at high temperature with a slow cooling over 48 hours.

FLATNESS TOLERANCES

Lie-Nielsen planes are ready to use out of the box, with no need of further lapping or flattening. We carefully grind the soles of all our planes to a flatness tolerance of .0015" or better. For shooting purposes, the sides of all our Iron-bodied planes and Bronze Bench Planes are also ground square to the sole with the same flatness tolerance. Note: The Butt Mortise, Scrub, and large and small Scraping Planes are ground on the sole only.

BLADE STEEL

The blade is the most important part of a hand tool. Our blades are thicker than other manufacturers' for a solid cut with minimal vibration. We use A2 tool steel for most of our blades because our tests have shown that the edge lasts significantly longer than O1 tool steel, and sharpens readily with waterstones. Blades are hardened to Rockwell 60-62, cryogenically treated and double tempered for an even finer grain and enhanced durability.

WOOD HANDLES & KNOBS

We use sustainably-grown, native hardwoods for our handles and knobs: Cherry, Curly Maple, Hickory, and Maine-grown Hornbeam. We carefully shape our plane and saw handles by machine and by hand to ensure a comfortable grip, finish them with wiping varnish, oil, or wax, and hand-buff them to a silky smooth surface.

QUALITY & WORKMANSHIP

Our first priority is quality. Instead of out-sourcing our jobs for the cheapest price and short-term profit, we are stubbornly local and believe the best quality is right here in New England. We source our metal castings from New England foundries, our wood from Maine sawyers, and use a combination of modern CNC technology, Bridgeport milling machines, and good old-fashioned hand work to make nearly 100 different types of tools in our mid-coast Maine shop.

NOTES

HOW TO ORDER

ONLINE: www.lie-nielsen.com

PHONE: 1-800-327-2520

HOURS OF OPERATION:
Monday-Friday, 8:30AM-5PM EST

SHOWROOM: You are welcome to visit our Showroom and tour our Shop, Mon-Fri, 8:30AM-5PM EST, at 264 Stirling Rd., Warren, ME 04864.

Saturday, 9AM-3PM (Memorial Day to Christmas).
No tours available on Saturday.

PRICING: Prices and shipping costs are subject to change. Please check our website for latest pricing.

AVAILABILITY: Although we make every effort to maintain stock on all our tools, quality is our highest priority. Our tools are not mass-produced and we put a great deal of handwork and time into each one. We may ask for your patience if your tool of choice is not immediately available. Delays for our tools are typically no longer than three weeks and we think you'll find the tool you get will be worth the wait.

SHIPPING CHARGES:

Orders ship direct from Warren, Maine, via UPS or USPS and we offer a variety of shipping options with these carriers on our website.

Actual shipping costs are charged on all orders. Workbench shipping charges vary, depending on your location. Please contact us for a quote.

RETURNS: If you are dissatisfied with your tool for any reason, return it within 30 days of purchase for a full refund. Wrap and pack the tool carefully in a sturdy box to prevent damage during transit. Include an explanation for the return and be sure to insure the package with your mail carrier.

AUTHORIZED DEALER LOCATIONS

While we encourage our overseas customers to order from us directly, we have partnerships with fine tool distributors around the world to give you the chance to try our tools in person.

Local pricing and availability may vary, please contact the dealers for details.

AUSTRALIA
Henry Eckert Merchant www.henryeckert.com.au

FRANCE
Auriou Toolworks www.forge-de-saint-juery.com

GERMANY
Dictum www.mehr-als-werkzeug.de

IRELAND
Carpentry Store www.thecarpentrystore.com

JAPAN
Mirai Int'l www.mirai-tokyo.co.jp

KOREA
Shinhueng-Sejin www.protool.co.kr

NETHERLANDS
Baptist voor Houtbewerkers www.baptist.nl

NORWAY
No-10 Klassisk Håndverktøy AS no-10.no

RUSSIA
Rubankov Fine Tools rubankov.ru

SPAIN
Comercial Pazos www.comercialpazos.es

SWEDEN
Rubank Verktøys AB www.hyvlar.se

UNITED KINGDOM
Axminster www.axminster.co.uk
Classic Hand Tools www.classichandtools.com
Brodies Timber www.brodies timber.co.uk
G&S Specialist Timber www.toolsandtimber.co.uk

THE LIE-NIELSEN LIFETIME GUARANTEE:

Materials and workmanship are guaranteed for the life of your tool.

Lie-Nielsen TOOLWORKS® INC.

WWW.LIE-NIELSEN.COM • 1-800-327-2520

P. O. BOX 9 • WARREN, ME 04864

